

LKPD PROCEDURE TEXT

NAME :

CLASS :

I. Watch the following video. Then the questions based on the information in the video.



1. How many ingredients do we need to make Chrispy Banana?

.....

2. What should we do after dipping the banana in the batter?

.....

II. Complete the steps of procedure text with suitable word provided.

wait	turn on	peel
cut	put	

How to Make Mango Juice

Here are the steps to make mango juice

First, (1) the mango and clean it.

Next, (2) the mango into pieces and (3) them into the juicer.

Then, put the water, ice and sugar.

After that (4) the juicer and (5) about 15 seconds

Finally pour the mango juice into the glass and it is ready to drink

III. Choose the best answer, A, B, C, or D.

How to Prepare Instant Porridge

First, open a packet of instant porridge by using a pair of scissor.

Second, put all ingredients into a bowl, except the crisps.

Then, pour a glass of hot water into the bowl.

Stir the mixture well.

Your instant porridge is ready to serve. Eat while warm. Don't forget to add the crisps.

1. What do we use to open the packet of instant porridge?
 - A. A bowl.
 - B. A knife.
 - C. Scissors.
 - D. A cutter.




2. What should be mixed with hot water?
 - A. The crisps.
 - B. All ingredients.
 - C. All ingredients, except the crisps.
 - D. The instant porridge and the crisps.

IV. Study the text below.

'Cookie Recipe'

Hello, and welcome to Kim's Kitchen. Today I'm going to show you a simple recipe for cookies. Let's start with the ingredients. You will need a cup of flour, one and a half spoon of baking powder, eight ounces of butter, one a half cups of sugar, and one egg. First, mix the flour and baking powder in a bowl. Then in another bowl, mix sugar and butter. Next, add the egg and blend in the mixture from the first bowl. Finally, use a wooden spoon to put balls of cookie dough onto a baking tray. And bake in the oven for ten minutes allow the cookies to cool for a few minutes. But don't eat them all at once.

Match the steps and what utensils you need (Picture) to do the steps.

No	Steps of making cookie	Utensils
1.	You need it to mix the flour, butter, sugar, egg and baking powder	
2.	You will keep the cookies after baking	
3.	You will bake the cookie using the utensil	

V. Choose the right action verb based on the picture



VI. Study the text.

How to make "Milkavo" Juice

Ingredients :

- Avocado
- 1 sachet of chocolate milk
- A glass of water
- 3 tablespoons of sugar

Tools :

- Knife
- Spoon
- Blender
- Glass
- Drinking straw

Steps:

First, cut the avocado into halves and take out the seed.

Second, pick the avocado flesh with spoon. Put it into the blender, pour the sugar and the water.

Third, blend it well for two minutes.

Fourth, pour the juice into the glass and give some chocolate milk on it. Now the "Milkavo" is ready for you.

Say the following statement "True (T) or False (F) based on the information on the text.

No	Statement	True (T)	False (F)
1.	We need four ingredients to make "Milkavo" juice		
2.	We pour some chocolate milk into the blender together with sugar and water		

*****DO YOUR BEST*****