

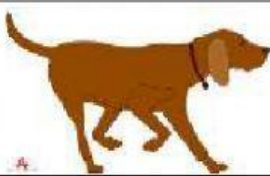

















Name : _____









Reading / Phonics Homework

Classification & Phonics Review

A. Follow the directions in each row.

Click on the picture that <u>starts</u> with the letter <u>G</u>			
Click on the picture that <u>starts</u> with the letter <u>W</u>			
Click on the picture that <u>ends</u> with the letter <u>L</u>			
Click on the picture that <u>ends</u> with the letter <u>B</u>			
Click on the picture with the short vowel <u>O</u>			
Click on the picture with the short vowel <u>E</u>			

Click on one picture from each box that does not belong.

Instructions: Place the words under the correct heading.

book

T.V.

bed

pencil

SCHOOL WORDS	HOME WORDS

Instructions: Place the objects under the correct heading.



ANIMALS	THINGS