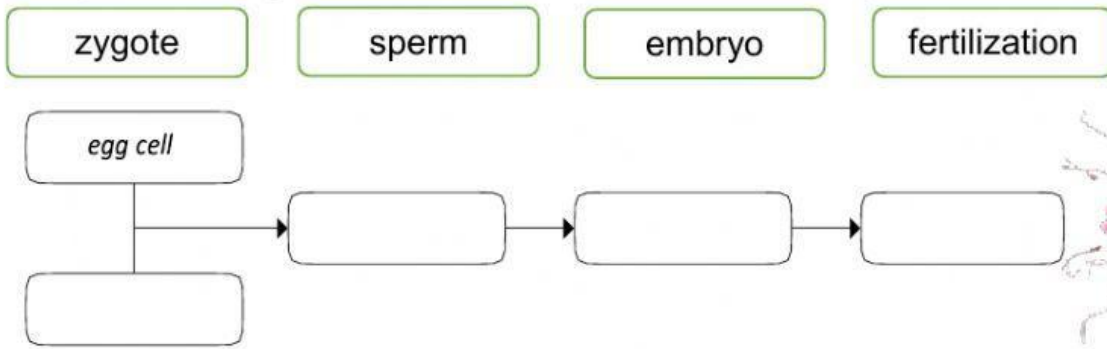
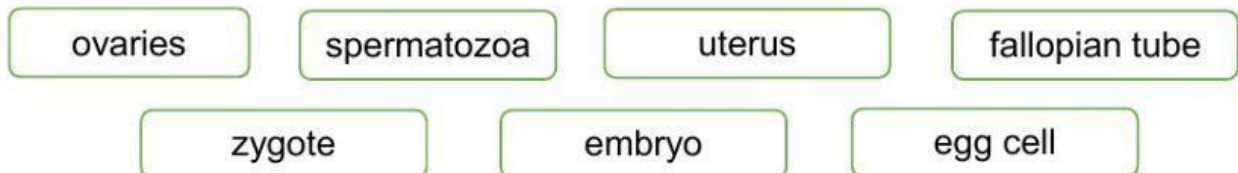


1 Complete the diagram about fertilization and answer the questions.



- a. How often does the ovary release an egg cell? _____
- b. Where does fertilization take place? _____

2 Complete the sentences about fertilization.



1. An egg cell is released by one of the _____ into a _____
2. The _____ travel through the uterus into the fallopian tubes.
3. A sperm cell joins with an _____ and forms a _____
4. After dividing repeatedly, an _____ is formed.
5. The embryo attaches itself to the wall of the _____

3 Answer the questions.

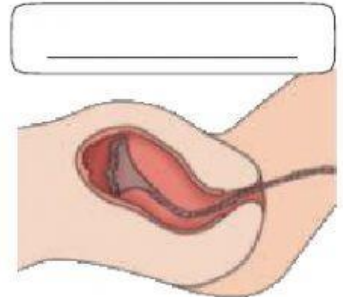
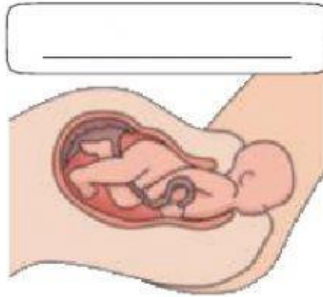
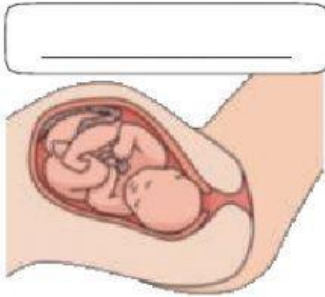
- a. Which organ only develops during pregnancy? _____
- b. What liquid surrounds the embryo? _____
- c. What does this organ provide the foetus with? _____
- d. How are connected the embryo and the placenta? _____

4 Label the pictures and answer the questions.

birth

afterbirth

dilation



- When does the mother push the baby out? _____
- When is the placenta expelled? _____
- When is the umbilical cord cut? _____
- When is the uterus dilated? _____