

**FULL NAME :**

**CLAS :**

## ACTIVITY 1



Study the following greeting cards carefully. Put them into their groups by writing the letters in the circles.

*Cermati kartu-kartu ucapan berikut ini dengan seksama! Kelompokkan mereka dengan menuliskan huruf-huruf ke dalam lingkaran!*



**A**



**B**



**C**



**D**



**E**



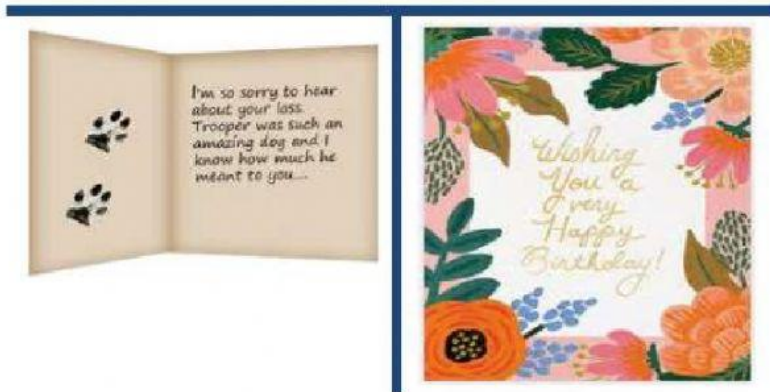
**F**



**G**




**H**



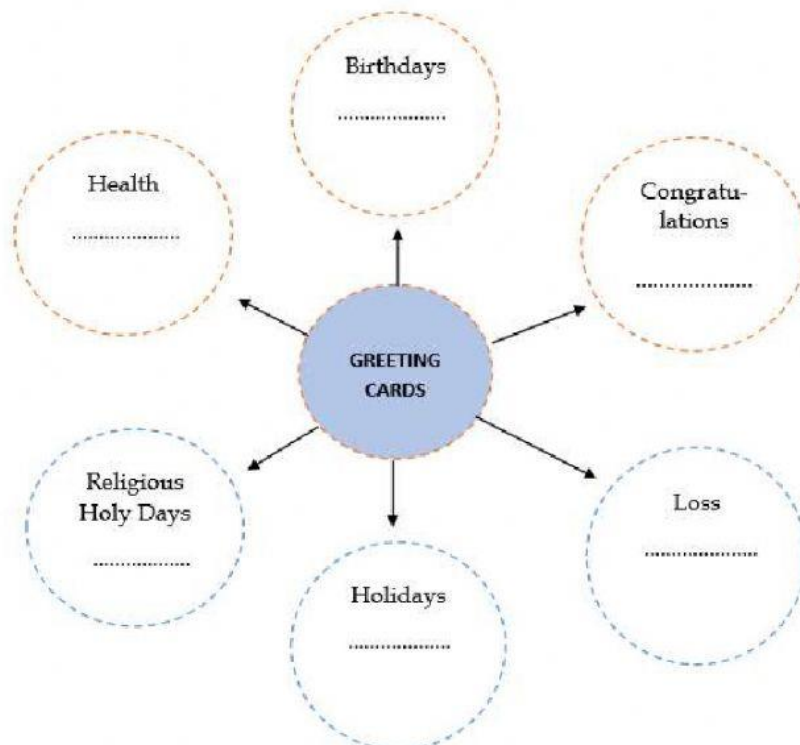
I

J



K

L




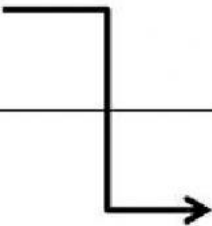




## ACTIVITY 2



Read the other examples of greeting cards carefully to identify their purposes. Match the greeting cards and their purposes by drawing lines. One is done for you as an example.

*Bacalah contoh-contoh kartu ucapan yang lain dengan cermat untuk mengetahui tujuannya!*

*Jodohkan kartu ucapan dan tujuannya dengan menggambar garis! Nomor 1 sudah dikerjakan sebagai contoh untuk Ananda.*

1.			<b>A</b> To congratulate someone's on his graduation
2.			<b>B</b> To congratulate someone on his/her birthday
3.			<b>C</b> To make a wish for someone who is sick
4.			<b>D</b> To wish someone for the new year
5.			<b>E</b> To wish someone on eid al adha



### ACTIVITY 3



Read the greeting cards carefully. Then, decide the topics for the greeting cards.

Baca kartu-kartu ucapan berikut dengan cermat! Lalu, tentukan topik untuk kartu-kartu ucapan tersebut!

New Year	Christmas	Achievement	
Mother's day	Idul Fitri	Graduation	Encouragement
A sick person	Holidays	Marriage	

1.

2.

3.

4.

5.

6.

7.



8.



9.



10.



## ACTIVITY 4



Match the greeting cards above with the descriptions in the table. One is done for you as an example.

*Jodohkan kartu ucapan di atas dengan deskripsinya di tabel. Nomor 1 sudah dikerjakan sebagai contoh untuk Ananda!*

No.	Description	Card Number
1.	Somebody sends this card to wish someone for holidays.	6
2.	Somebody sends this card for someone who attains an achievement.	
3.	A member of a family sends this card to greet another member's birthday.	
4.	Somebody sends this card to encourage someone.	
5.	A family sends a greeting card to celebrate the IdulFitri.	
6.	Somebody sends this card to show his/her wishes to someone at the end of the year.	
7.	A member of the family sends this card to the mother on the special day for mothers.	
8.	Somebody sends this card for the Christmas celebration.	
9.	Somebody sends this card to express happiness and pride for someone who finishes their school.	
10.	Somebody sends this card to someone who is sick.	