






SHORT STORY

1. Think about your own ideas and complete the chart with the information.

SETTING When? & Where?		CHARACTERS Who?	
PROBLEM Oh no!		STEPS to SOLVE PROBLEM 	SOLUTION Problem Fixed 

2. WRITE YOUR STORY:

PARAGRAPH 1: Name the characters and describe the setting (place and time)

PARAGRAPH 2: What happened? (the problem)

PARAGRAPH 3: What happened at the end?

NOTE: Use PAST SIMPLE VERBS and WRITE 3 PARAGRAPHS

This image shows a full page of blank handwriting practice paper. It features ten sets of horizontal lines, each consisting of three parallel lines. The top set of lines is positioned near the top edge of the page, and subsequent sets are spaced evenly down to the bottom edge. Each set provides a guide for letter height and placement. The paper itself is white and contains no other markings or text.