Tables, graphs and charts

1 Look at the pictures below and match them to a type.

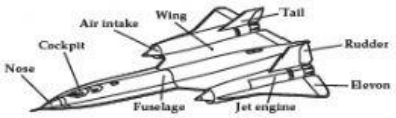

1 _____

a bar chart

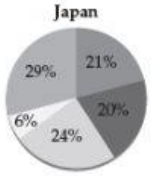

2 _____

b table

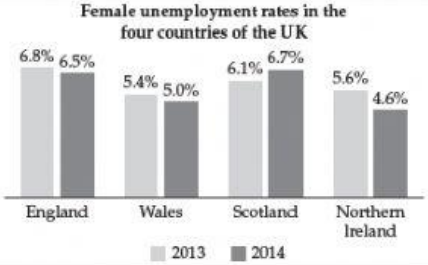

3 _____

c pie chart

Cinema viewing figures for films by country, in millions

	Action	Romance	Comedy	Horror	Totals
India	8	7.5	6.5	2.5	24.5
Ireland	7.6	3.8	5.5	6.4	23.3
New Zealand	7.2	4.5	3.9	4.7	20.3
Japan	7.1	4.5	4	2.2	17.8
Total	29.9	20.3	19.9	15.8	

4 _____

d line graph

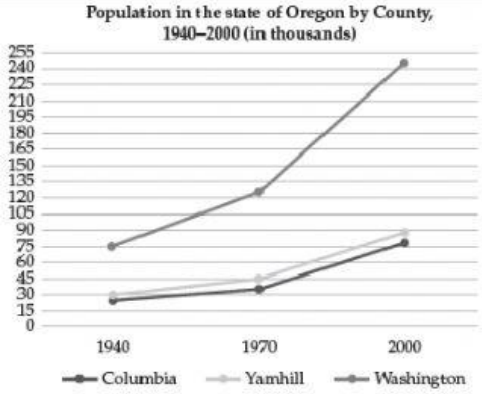

5 _____

e diagram

LIVEWORKSHEETS