





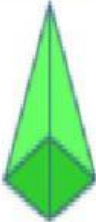
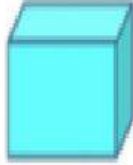


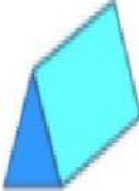



Name: _____






Mathematics

3D SHAPES WORKSHEET

Find the correct shape - Circle the correct answer

1) Faces - 6 Edges - 12 Vertices - 8			
2) Faces - 7 Edges - 15 Vertices - 10			
3) Faces - 5 Edges - 8 Vertices - 5			
4) Faces - 5 Edges - 9 Vertices - 6			

Circle the correct word which describes each shape below.

	Prism	Sphere	Cube	Cone
	Cylinder	Triangular base pyramid	Cuboid	Rectangular base pyramid
	Square base pyramids	Prism	Cone	Sphere
	Cylinder	Cone	Cube	Prism
	Cube	Triangular base pyramid	sphere	Triangular base prism