

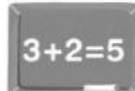
















WORKSHEET 1


I. Look and read. Put a tick (✓) or a cross (✗)

1.  This is a robot. ☐ ✓ ☐ ✗
2.  This is a window. ☐ ✓ ☐ ✗
3.  I've got Maths on Friday. ☐ ✓ ☐ ✗
4.  They are tablets. ☐ ✓ ☐ ✗
5.  We've got a window in the dining room. ☐ ✓ ☐ ✗
6.  My favourite subject is maths. ☐ ✓ ☐ ✗
7.  They are building bricks. ☐ ✓ ☐ ✗
8.  It is an armchair. ☐ ✓ ☐ ✗
9.  That is a guitar. ☐ ✓ ☐ ✗
10.  These are skateboards. ☐ ✓ ☐ ✗

II. Look at the pictures and the letters. Write the words

- | | | | |
|----|--|-------------------------------------|-------------|
| 0. |  | <u>b</u> <u>a</u> <u>l</u> <u>l</u> | l a l b |
| 1. |  | _____ | t b a e t l |
| 2. |  | _____ | o m r i r r |
| 3. |  | _____ | b o r t o s |
| 4. |  | _____ | c a a e r m |
| 5. |  | _____ | t a r |
| 6. |  | _____ | f o o l r |

III. Look, read and write *Yes* or *No*.



- | | |
|--|-------|
| 1. This is a bedroom. | |
| 2. There is a rug on the floor. | |
| 3. There is a door. | |
| 4. There are five chairs. | |
| 5. The mirror is next to the bookcase. | |