


## LESSON WORKSHEET 5

### Exercise 1: Uncountable or countable nouns

#### a. Label the pictures



\_ \_ i \_ \_ e \_



\_ \_ a



p \_ t \_ \_ o



\_ g \_




r \_ \_ \_



m \_ \_ \_




b \_ \_ a \_ \_



h \_ \_ e w \_ \_ k

#### b. Put the words in exercise 1a into correct columns







Countable Noun (Danh từ đếm được)	Uncountable Nouns (Danh từ không đếm được)
<i>chicken,</i>	

**Exercise 2: Write a or an****NOTE:****a, an** + Danh từ đếm được số ít**an** + Nguyên âm (u, e, o, a, i)**a** + Phụ âm (b,c,d,f,g,h,j,k,l,m,n,p,q,r,s,t,v,w,x,y,z)





### Exercise 3: Write

	a/one bird		two birds
Hầu hết các danh từ số nhiều được tạo ra bằng cách thêm -s			

		
one ant two ants	one frog three _____	a snake four _____
		
_____ elephant five _____	_____ cow six _____	_____ zebra seven _____

### Exercise 4: Write plural form of these nouns

#### NOTE

	
1 butterfly	2 butterflies



1 donkey



2 donkeys

Danh từ kết thúc bằng: phụ âm + y → -ies

strawberry  
boy

cherry  
baby

key  
lady

toy  
monkey



1 three ... ~~boys~~ ...



2 two .....



3 four .....




4 two .....



5 five .....



6 four .....









7 three .....




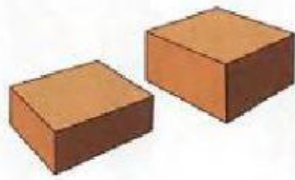




8 two .....

**Exercise 5:**

	a potato		2 potatoes
	a bus		two buses
	a leaf		three leaves
Danh từ kết thúc bằng: o, ch, s, x, sh → -es			
Danh từ kết thúc bằng: f, fe → -ves			

**Count and write:**

box	scarf	dish	glass	tomato	wolf
 1 ..... <i>three wolves</i> .....	 2 .....	 3 .....			
 4 .....	 5 .....	 6 .....			



**Exercise 6:****Learn new words:**

Nouns: Danh từ	Verbs: Động từ	Adjectives: Tính từ
1. a leaf: 1 chiếc lá	5. rest: nghỉ ngơi	10. tiny: tí hon
2. leaves: nhiều chiếc lá	6. match: kết hợp, hòa hợp, hòa lẫn	11. clever: thông minh = intelligent, smart
3. twig: cành cây	7. fly away: bay đi	
4. wing: cánh (bướm)	8. hide: che giấu, ẩn nấp	
	9. pretend: giả vờ	

Ms. Tien An - Master of TESOL (086.885.1638) - www.brightbolt.com - fb: facebook.com/Brightbolt

**Tricky insects**

See that leaf moving in the wind? Look again. It is an insect. It just looks like a **leaf**!

Hungry birds do not know it is a bug. They do not try to eat it.

Some butterflies look like dried **leaves**. They **rest** with their wings together to **match** the real leaves around them. The colorful parts of their **wings** are hidden until they **fly away**.

Another bug that wears a costume is the stick insect. It looks like its name—a stick! This insect **hides** in the leaves and **twigs** of a tree. It can turn green or brown to match the colors around it. Some stick insects are **tiny**. Others are a foot long. Insects are very **clever**. Maybe the next time you take a walk, you will see one **pretending** to be something else.

**Read and answer these following questions:**

**1. Another good title for the passage would be**

- A. "Matching Colors"
- B. "Hungry Birds"
- C. "Insects and Plants"
- D. "Great Pretenders"

**2. Birds do not eat leaf insects because they**

- A. cannot see them
- B. cannot catch them
- C. do not know they are bugs
- D. I do not think they taste good

**3. Some butterflies look like dried leaves so that they can**

- A. catch bugs
- B. rest
- C. fly away
- D. close their wings

**4. One way stick insects are different from real sticks is that they**

- A. have legs
- B. trick birds
- C. are up in trees
- D. look like wood