



PICTOGRAMS






















Part 2



EXERCISE 1:

After their walk, Baharin and his friends were very hungry. The pictogram below shows the amount of food they ate.

Amount of Food Eaten

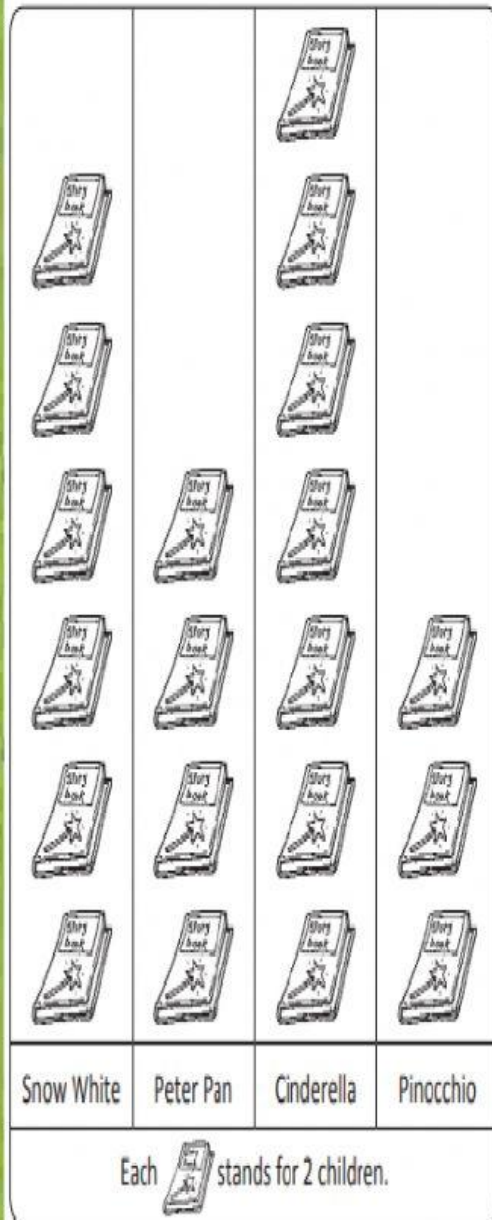
Roti prata		  
Noodles		    
Fishball soup		 
Pie		  
Nasi lemak		 
Each  stands for 2 helpings of food.		

- (a) They had _____ helpings of roti prata.
(Hint: Count the Roti Prata)
- (b) They had the same number of helpings of _____ as roti prata.
(Hint: What food is the same amount with Roti Prata)
- (c) They had _____ more helpings of noodles than nasi lemak.
(Hint: Noodles subtract Nasi Lemak)
- (d) They had _____ helpings of noodles and nasi lemak altogether.
(Hint: Add Noodles and Nasi Lemak)

EXERCISE 2:

Haryati and her classmates are telling one another what their favourite fairy tale characters are.
This pictogram shows their choices.

Our Favourite Fairy Tale Characters



Choose the correct answer.

(a) How many types of fairy tale characters are shown?

5 characters

4 characters

(b) Which is the most popular fairy tale character?

Cinderella

Snow White

(c) Which is the least popular fairy tale character?

Peter Pan

Pinocchio

(d) How many children chose Peter Pan as their favourite character?

8 children

10 children

(e) How many children chose Cinderella as their favourite character?

16 children

14 children

(f) How many more children chose Snow White than Peter Pan as their favourite character?

4 more children

2 more children

