


1. Listen and read. Answer the questions to the text.


Posłuchaj i przeczytaj. Odpowiedz na pytania do tekstu.



(Picture 1) Does Goofy like monkeys?

(Picture 1) How many rhinos are there?



(Picture 2) Are there rhinos?



(Picture 3) Do monkeys eat fruit?

(Picture 4) Do monkeys eat sandwiches?

(Picture 4) Is Minnie happy?




- (Picture 5) Is the monkey in the car?  
 (Picture 6) Does Goofy like monkeys now?  
 (Picture 6) How many monkeys are there?

2. Read, look and number. Then write **Yes** or **No**.

Przeczytaj pytania i ponumeruj okienka. Napisz **Yes** lub **No**.

- 1 Do monkeys eat chicken? \_\_\_\_\_      3 Do monkeys eat bananas? \_\_\_\_\_  
 2 Do monkeys eat fish? \_\_\_\_\_      4 Do monkeys eat ice cream? \_\_\_\_\_



3. Read. Complete the dialog. Drag and drop.

Uzupełnij dialog. Chwyć i upuść.

don't grass eat meat

What do antelopes \_\_\_\_\_ ?

They eat \_\_\_\_\_ .

Do they eat \_\_\_\_\_ ?

No, they \_\_\_\_\_ eat meat.

4. Read. Choose and write.

Przeczytaj. Wybierz wyrazy z ramki i uzupełnij zdania.

1  ANTELOPES

2  TIGERS

3  HIPPOS

run leaves legs      climb meat teeth      eyes grass swim

They have got four

\_\_\_\_\_ .

They can \_\_\_\_\_ .

They eat \_\_\_\_\_ .

They have got sharp

\_\_\_\_\_ .

They can \_\_\_\_\_ trees.

They eat \_\_\_\_\_ .

They have got small

\_\_\_\_\_ .

They can \_\_\_\_\_ .

They eat \_\_\_\_\_ .