IQ School Science
Primary 5 Review for month of October 2021

Name: ( )	Class:	Date:
Parent's Signature:	Results: /60	%

Section A

1. The diagram below shows parts of a flower.

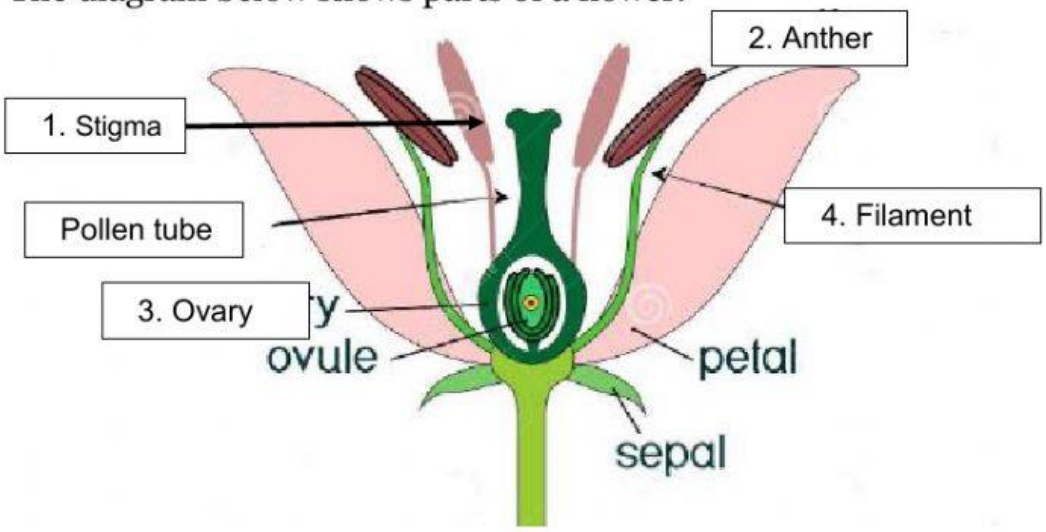

Which part will produce pollen grains?

Answer: _____

2.

Four flowers A, B, C and D from the same plant were used for an experiment. One part from each flower was removed. Pollen grains from the same plant were then dusted on the four flowers.

Which of the following flowers would most likely develop into a fruit?

Flower	Part removed
A	4 - Filament
B	3 – Ovary
C	1 – Stigma
D	2 - Anther

1) A 2) B

3) C 4) D

( )

LIVEWORKSHEETS

3. The diagram below shows the processes A, B, C and D involved in the life cycle of a flowering plant.

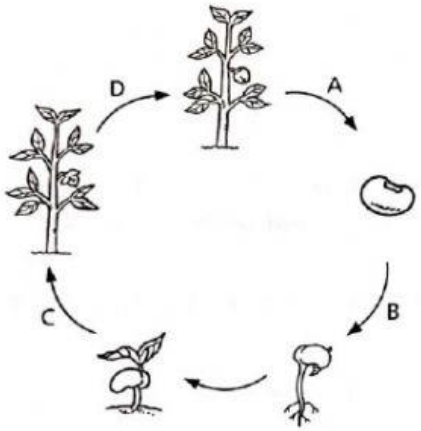

Which of the following correctly identifies the processes of germination, fertilisation and seed dispersal?

	Germination	Fertilisation	Seed dispersal
(1)	B	C	D
(2)	B	D	A
(3)	C	D	B
(4)	C	B	A

( )

4. Ali cut open a papaya and observed that it contained many seeds.

Based on the observation, which of the following statements is true?

1. Papaya flowers grow in bunches.
2. The papaya flower has many ovaries.
3. The papaya flower produces many pollen grains.
4. There are many ovules in the ovary of the papaya flower.

( )

LIVEWORKSHEETS

5. The diagram below shows the cross-sections of two different flowers.



Flower A Flower B

Which of the following statements are true?

A Both flowers can develop into fruit.

B Only flower A can develop into a fruit.

C Pollination can take place in both flowers.

D Pollination can only take place in flower A.

1. A and C only
2. A and D only
3. B and C only
4. B and D only

( )

Use the following diagram to answer questions 6 and 7.

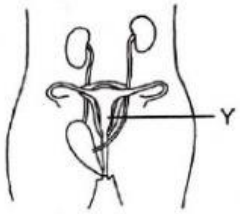

6. Which part of the female reproductive system is missing in the diagram?

(1) Womb

(2) Vagina

(3) Ovaries

(4) Fallopian tubes

( )

LIVEWORKSHEETS

7. What is the function of the part labelled Y?

(1) To produce eggs

(2) To receive sperms

(3) To release eggs for fertilisation

(4) To allow a fertilised egg to be attached and developed

( )

8. Which of the following traits can be passed on from parents to their offspring?

A	Fingerprint	B	Colour of skin
C	Length of hair	D	Detached earlobes

(1) A only (3) B and D only

(2) A and B only (4) C and D only

( )

The diagram below shows one of the processes involved in the reproduction of humans. Use it to answer questions 9 and 10.

9. Which of the following shows the correct outcome of the process?

(1)

(2)

(3)

(4)

( )

LIVEWORKSHEETS

10. The process shown in the diagram is

(1) budding

(2) pollination

(3) fertilisation

(4) cell division

( )

11. The diagram below shows the different stages in the development of a foetus.

A

B

C

D

E

Which of the following gives the correct sequence of development?

(1) D, A, E, C, B (2) B, D, A, C, E

(3) B, D, A, E, C (4) C, B, D, A, E

( )

12. The diagram below shows a male reproductive system.

LIVEWORKSHEETS

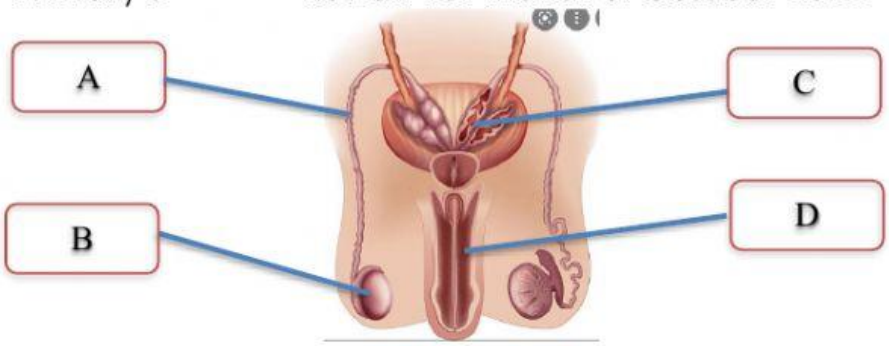

In which part of the system are the male reproductive cells produced?

1. A 2. B
3. C 4. D

( )

Section B

13. The diagram below shows two flowers. Some substances are transferred from one flower to the other as shown by the arrow below.

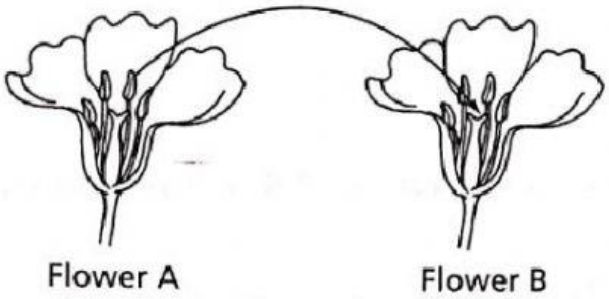

a) Describe the type of pollination that is shown above.

_____

_____

b) State two observable changes in a flower after pollination.

_____

_____

14. The diagram below shows the populations of two different types of plants in an area in the year 2012.

LIVEWORKSHEETS

IQ School Science
Primary 5 Review for month of October 2021

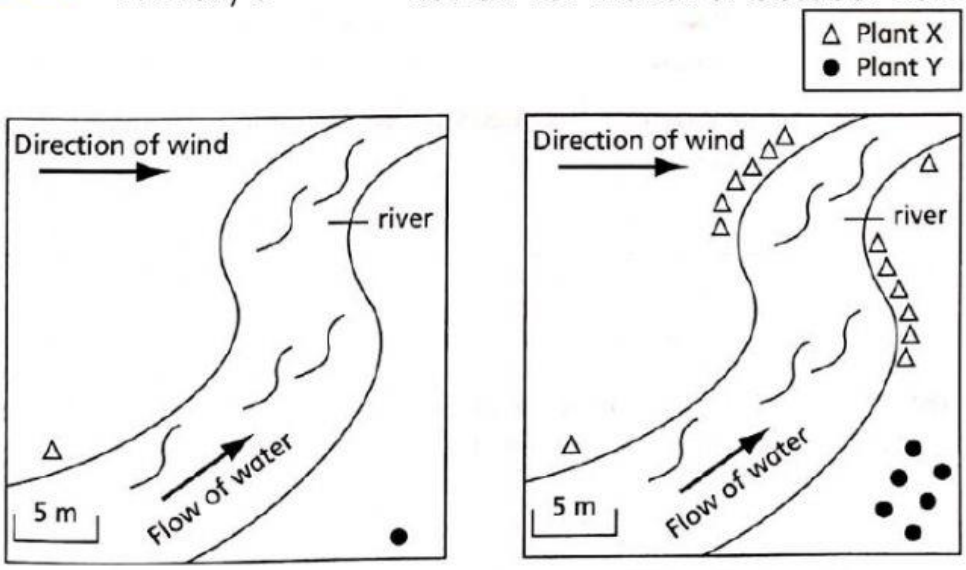

First observation After a few months

a. State the method of dispersal for plants X and Y

_____

_____

b. Name one characteristic of the fruit of plant X that enables it to be dispersed using the method mentioned in (a)(i).

_____

_____

15. The diagram below shows a human cell.

a. The above cell is required for reproduction. Name the cell

_____

b. Explain why the cell mentioned in (a) is able to move on it own.

_____

~~~~~~~~~~~~~~~~~~**End of Review**~~~~~~~~~~~~~~~~~

LIVEWORKSHEETS
~~~~~~~~~~~~~~~~~~