ESLFLAYMORKSHEETS

TERMINA POR...

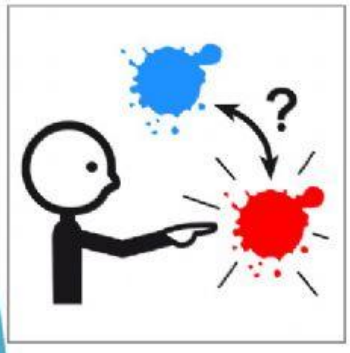

Pulsa en el altavoz y escucha la sílaba. Después, arrastra a los recuadros los dibujos que terminan por la sílaba indicada y tira a la papelera las que no.

Autor pictogramas: Sergio Palao **Procedencia:** http://catedu.es/arasaac/ **Licencia:** CC (BY-NC) **Autora:** Almudena Vergara Cardona

ESLFLAYMORKSHEETS

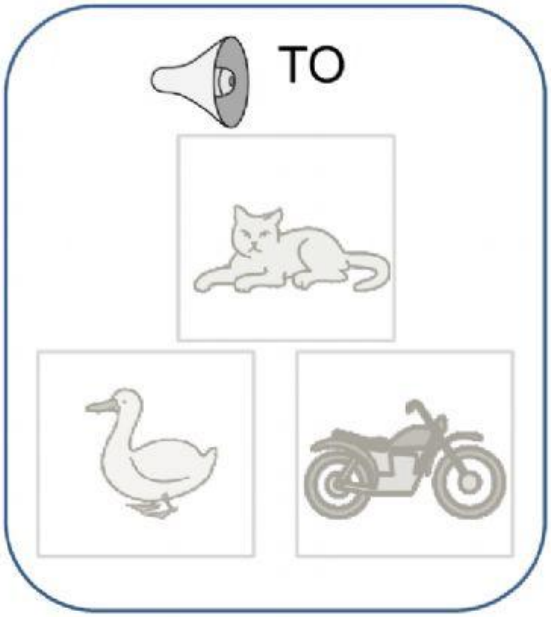

Autor pictogramas: Sergio Palao **Procedencia:** http://catedu.es/arasaac/ **Licencia:** CC (BY-NC) **Autora:** Almudena Vergara Cardona

ESLFLAYMORKSHEETS

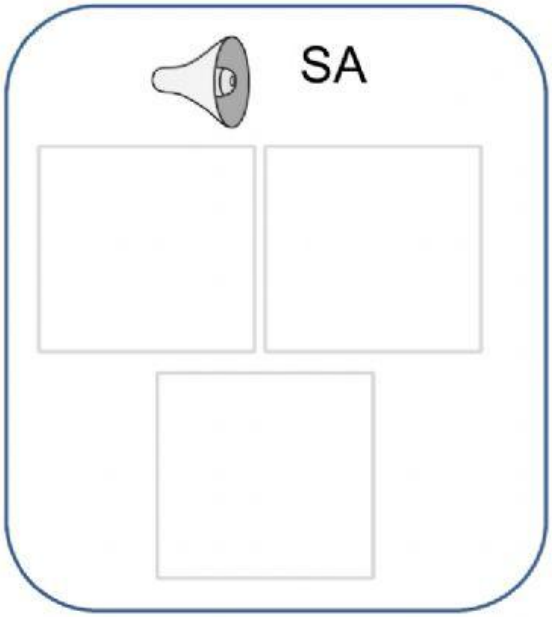

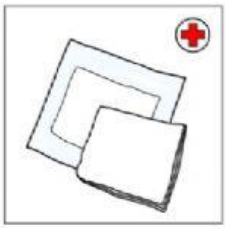



Autor pictogramas: Sergio Palao **Procedencia:** http://catedu.es/arasaac/ **Licencia:** CC (BY-NC) **Autora:** Almudena Vergara Cardona

ESLFLAYWORKSHEETS

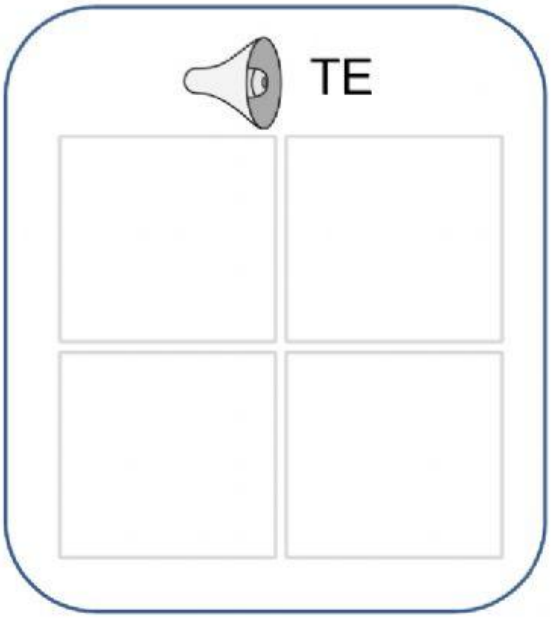





Autor pictogramas: Sergio Palao **Procedencia:** http://catedu.es/arasaac/ **Licencia:** CC (BY-NC) **Autora:** Almudena Vergara Cardona

ELEMORKSHEETS

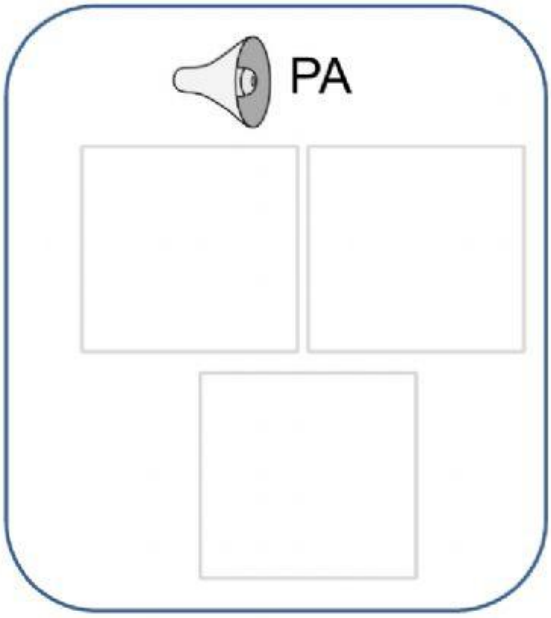

Autor pictogramas: Sergio Palao **Procedencia:** http://catedu.es/arasaac/ **Licencia:** CC (BY-NC) **Autora:** Almudena Vergara Cardona

ALLFREEWORKSHEETS

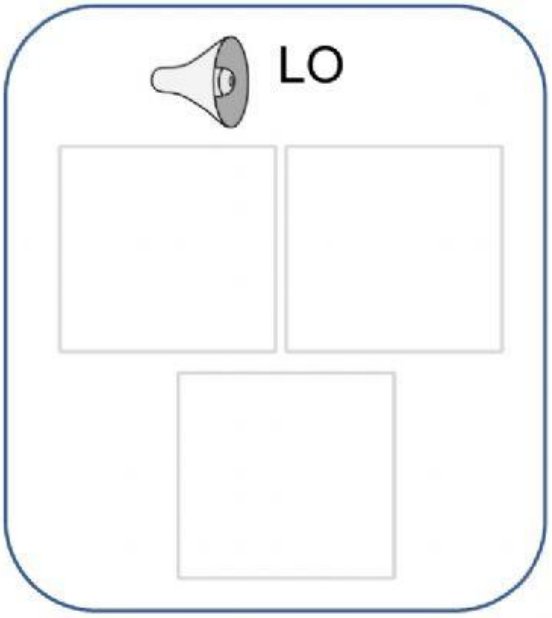



Autor pictogramas: Sergio Palao **Procedencia:** http://catedu.es/arasaac/ **Licencia:** CC (BY-NC) **Autora:** Almudena Vergara Cardona

PLANEMORKSHEETS

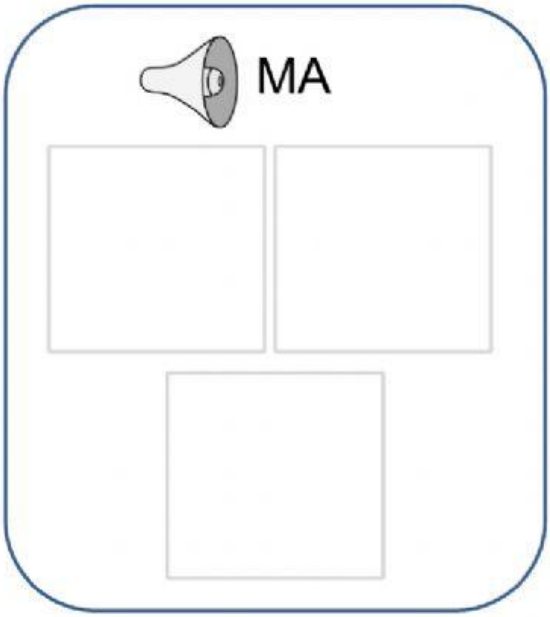



Autor pictogramas: Sergio Palao **Procedencia:** http://catedu.es/arasaac/ **Licencia:** CC (BY-NC) **Autora:** Almudena Vergara Cardona