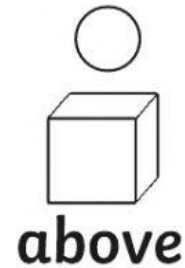
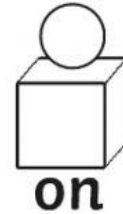
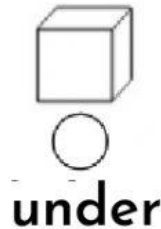
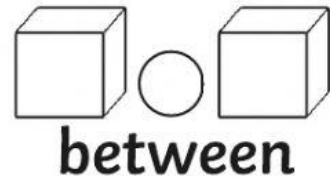
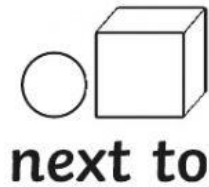


# Prepositions



a. Write each number next to the image which represents its sentence. [Escribe cada número al lado de la imagen que representa su oración]

1. The ball is **next to** the box
2. The ball is **under** the box
3. The ball is **on** the box
4. The ball is **in** the box
5. The ball is **in front of** the box
6. The ball is **behind** the box
7. The ball is **between** the boxes
8. The ball is **above** the box

**Be careful!**




The bird  
is **on** the  
birdhouse



The bird  
is **above** the  
birdhouse

**b. Describe the picture using each preposition at least once.**  
**[Describe la imagen usando cada preposición al menos una vez]**



Example: The key is next to the door.

1. \_\_\_\_\_
2. \_\_\_\_\_
3. \_\_\_\_\_
4. \_\_\_\_\_
5. \_\_\_\_\_
6. \_\_\_\_\_
7. \_\_\_\_\_
8. \_\_\_\_\_

**Glossary**

clock: reloj  
window: ventana  
key: llave  
door: puerta  
fish: pez / peces  
fishbowl: pecera  
bowl: fuente  
pencil: lapiz  
table: mesa  
book: libro  
candle: vela  
lamp: lampara  
cat: gato  
plate: plato  
mat: alfombra pequeña  
wall: pared  
piso: floor