

REVISION 7 FORM 2 (Section B and C questions)

QUESTION 1

The following diagrams show a triangular pattern arrangement. All triangles are congruent.

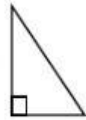


Diagram 1

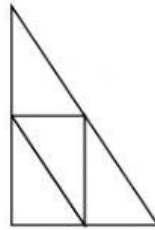


Diagram 2

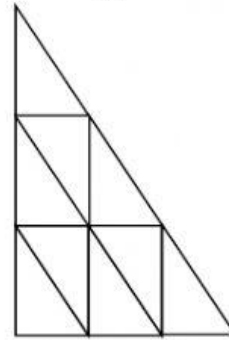


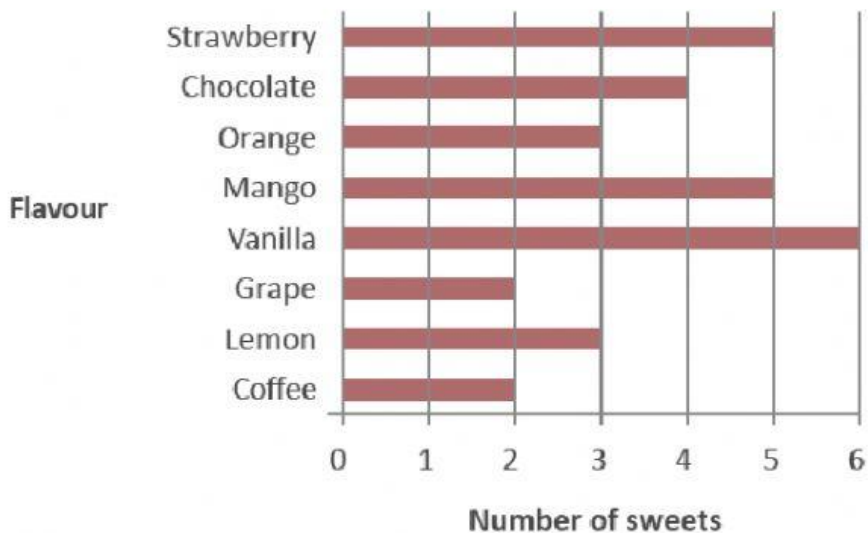
Diagram 3

Complete the table below by calculating the number of triangles found in each diagram of the pattern.

Diagram	Number of triangles
1	1
2	
3	
4	

QUESTION 2

During an event, every child is allowed to pick a sweet from a box without looking. The number of sweets according to their flavour is shown in the graph below.



What is the probability of Alya picking a vanilla-flavoured sweet? State your answer in percentage.

Probability picking vanilla flavour = _____

% probability picking vanilla flavour = _____ x _____ =

QUESTION 3

Heart rate refers to the speed of the heartbeat, measured in beats per minute (bpm). Heart rate varies according to the body's physical needs including the need to absorb oxygen and release carbon dioxide.

Activities that can trigger changes in heart rate are physical exercise, sleep, pain, and medication. The human heart rate is normally between 60-100 bpm.

A nurse has recorded the heart rates of 9 students in the table below.

Student	Heart rate(bpm)
Aini	73
Salman	69
Jamal	78
Nadia	78
Azalea	79
Huzir	79
Latifah	79
Beng	63
Keisya	66

Find the mean, median, and mode of the students' heart rates.

Answer :

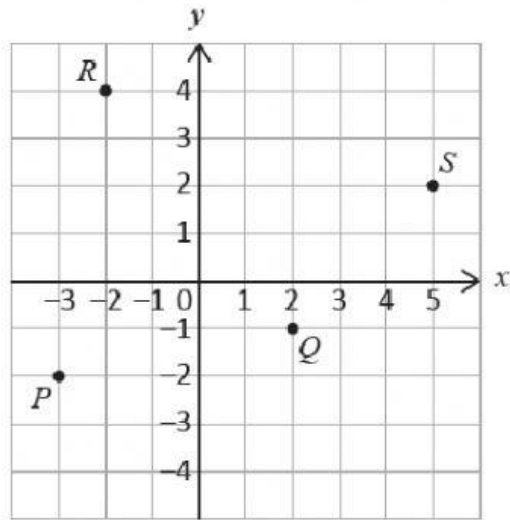
Mean =

Median =

Mode =

QUESTION 4

The diagram below shows the four points P, Q, R and S on a Cartesian plane.



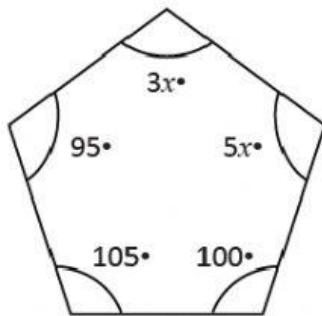
State the coordinates of each of these points.

P = (,) Q = (,)

R = (,) S = (,)

QUESTION 5

The diagram shows a polygon. Find the value of x. Show the way you work.



Sum of interior angle of pentagon =

+ + + + =

x =

x =