










**Grade 3**  
**Unit 5: Where's The Ball?**  
**Lesson 4, 5 and 6**

Name: \_\_\_\_\_


Class: \_\_\_\_\_

**1. Listen and choose t, s, k, u or q.**

1 	2 	3 	4 	5 	6 
					
<u>K</u> ite	_ueen	_lide	_mbrella	_iger	_ofa

**2. Look at the picture. Read and write.**

car                  tree                  kite                  apple  
frisbee                  doll




1. A toy is under the swing. What is it? It's a \_\_\_\_\_.
2. A toy is under the tree. What is it? It's a \_\_\_\_\_.
3. A toy is in the goal. What is it? It's a \_\_\_\_\_.
4. A toy is on the slide. What is it? It's a \_\_\_\_\_.

3. Read and check (✓) in the correct box.



	T	F
1. The book is in the bag.		
2. The teddy bear is under the slide.		
3. The girl is under the tree.		
4. The ball is in the goal.		
5. The kite is under the tree.		

4. Look, read and write “in, on, under”.



1. Where is the bird?	The bird is ..... the tree.
2. Where's the radio?	The radio is ..... the table.
3. Where's the clock?	The clock is ..... the wall.
4. Where is the cow?	The cow is ..... the table.
5. Where is the rug?	The rug is ..... the sheep.

- THE END -

