

Grade 7 - _____

Direct Proportion:

Prepared by: **T. Jasmin**

Watch the video attached and answer the questions.

1. Which of the tables shows a direct proportion?

a.

x	1	2	3	4
y	2	4	6	8

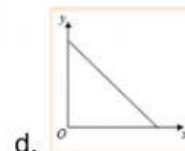
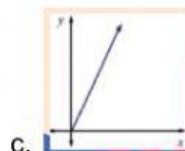
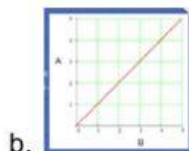
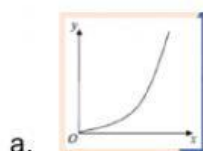
b.

x	1	2	3	4
y	1	4	9	16

c.

x	1	2	3	4
y	2	5	8	11

2. Which is a graph of direct proportion?



3. A graph that is in direct proportion always goes through the _____, (0, 0) and it must be a _____ line.

4. Two variables are in direct proportion, if when we double one, the other _____ as well (or if you _____ one, you half the other).