
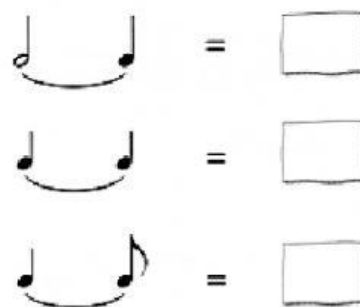
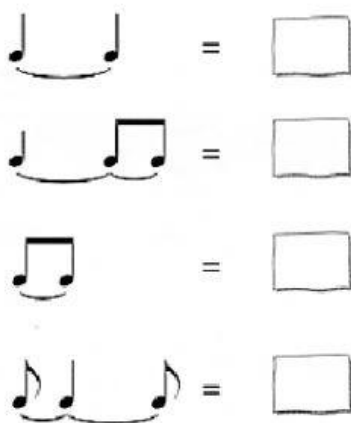


# Dotted and tied notes



**Exercise 1:** Drag each measure to its corresponding place so that the staff below sounds the same as the one above.





**Exercise 2:** How many pulses these values add up (indicate it with the corresponding number).





**Exercise 3:** Being the unit of time the crotchet, how many pulses are the following figures worth.

Una  vale \_ \_ \_ \_ tiempos  
Una  vale \_ \_ \_ \_ tiempos

Una  vale \_ \_ \_ \_ tiempos  
Una  vale \_ \_ \_ \_ tiempos

**Exercise 4:** Drag each measure to its corresponding place so that the staff below sounds the same as the one above.



**Exercise 5:** If you notice, on the first staff there are a lot of typing errors, precisely because dots and ties are not used. Choose which option you would write instead.



**Exercise 6:** What would you write to get values of duration 2, 3 or 4 pulses in the indicated places?




**Exercise 7:** Mark with a tick the errors of the following exercise (contains 5 in total). Then indicate (in order of appearance) what these errors are.



1.	
2.	
3.	
4.	
5.	






**Exercise 8:** In this 2/4 rhythmic phrase, two incorrect measures have been deliberately slipped. Locate them and mark them with a tick.



**Exercise 9:** Put barlines to these exercises where appropriate, according to the time signature. Use the lowercase letter l for this.



**Exercise 10:** Join the groups equal in duration with a line.

1.		2.		3.	
4.		5.		6.	