

Science Year 2

Revision: Grouping Objects

Choose the correct answers.

1. Look at the object below and choose the object that odd one out


A



B.



C.

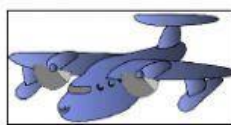


2. Choose the object that are red in colours.

A



B.




C.



3. Choose and object that odd one out.

A



B.



C.



4. Choose the object that is big.


A



B.



C.



5. Choose the object that odd one out

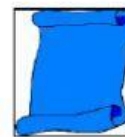
A



B.



C.



6. Choose the object that is smooth.

A



B.



C.



7. Grouping by Shape

Put the pictures below in the correct groups

Rectangle		Circle	