Unit 3 At the street Market

Exercise 1 Look and write:

apple **Ann** **bag** **hat**




Ann

Exercise 2 Look and write the missing letters



h _ t _ pple _ nn b _ g

Exercise 3 Look and match the sentences with the correct pictures.

	1. Hi , I'm Ann.
	2.This is my bag.
	3. My hat is yellow.
	4. I have one apple

LIVEWORKSHEETS

Exercise 4 Look and circle

a) apple b) cake	a) bag b) hat	a) Rosy b) Ann
		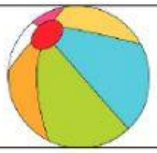
a) car b) bag	a) cup b) plane	a) bat b) ball

Exercise 5. Put the words in the correct order

1) This – hat – is – my → *This is my hat.*

2) Hi – Ann – I'm ……

3) my – This – apple - is ……

4) is – my – This - bag ……

5) This – is – cat - my ……

LIVEWORKSHEETS

Exercise 6. Look, read and choose tick (✓) or cross (✗)

a) Hi , I'm Ba . ✓ ✗

b) Hi , I'm Bill. ✓ ✗

d) This is my dog. ✓ ✗

e)This is my bag. ✓ ✗

c) This is my apple. ✓ ✗

f) This is my book. ✓ ✗

LIVEWORKSHEETS