





## Collocations – basic

1. Write the words from the box in empty spaces to complete the phrases. Use each word only as many times as it is in the box, make sure that all words are used:

get	get	go	go	go	have
have	have	have	come	iron	watch
	buy	do	listen	read	

- |  |   |
|--|---|
| <p>a. _____ the laundry</p> <p>b. _____ up</p> <p>c. _____ dinner</p> <p>d. _____ to bed</p> <p>e. _____ TV</p> <p>f. _____ home</p> <p>g. _____ breakfast</p> <p>h. _____ to work</p> | <p>i. _____ a book</p> <p>j. _____ to music</p> <p>k. _____ a shower</p> <p>l. _____ shopping</p> <p>m. _____ a newspaper</p> <p>n. _____ the clothes</p> <p>o. _____ dressed</p> <p>p. _____ lunch</p> |
|--|---|

2. Now match the complete phrases with the pictures below, write the correct letter next to each picture.

<p>1. </p>	<p>2. </p>	<p>3. </p>	<p>4. </p>
<p>5. </p>	<p>6. </p>	<p>7. </p>	<p>8. </p>
<p>9. </p>	<p>10. </p>	<p>11. </p>	<p>12. </p>
<p>13. </p>	<p>14. </p>	<p>15. </p>	<p>16. </p>