








Member :

-
-
-
-

How to Make Sandwich

A. Drag ingredients to the right picture!

						
<input type="text"/>	<input type="text"/>	<input type="text"/>	<input type="text"/>	<input type="text"/>		
		<table border="1"><tr><td><ul style="list-style-type: none">- 2 slices of bread- Fried egg- Cheddar cheese- Sliced tomato</td><td><ul style="list-style-type: none">- Lettuce leaves- Mayonnaise- Tomato sauce</td></tr></table>			<ul style="list-style-type: none">- 2 slices of bread- Fried egg- Cheddar cheese- Sliced tomato	<ul style="list-style-type: none">- Lettuce leaves- Mayonnaise- Tomato sauce
<ul style="list-style-type: none">- 2 slices of bread- Fried egg- Cheddar cheese- Sliced tomato	<ul style="list-style-type: none">- Lettuce leaves- Mayonnaise- Tomato sauce					
<input type="text"/>	<input type="text"/>					

B. Choose the best answer on the box below to re-arrange these sentence into the right step!

- | |
|---|
| a. Then, add fried egg, cheddar cheese, and tomato sauce on it. |
| b. After that, put a slice of bread on the top to cover them. |
| b. Second, put the sliced tomato |

Step:

1. First, place a slice of bread on the plate.
2. _____
3. _____
4. Next, add lettuce leaves.
5. _____
6. Finally, sandwich is ready to serve.