Unit 11: Look at all the animals! Lesson 5 & 6

I. Look at the picture. Check A, B or C:

1. A. This is a big donkey.

   B. This is a small sheep.

   C. This is a daddy goat.

2. A. The goat is bigger than the horse.

   B. The horse is bigger than the goat.

   C. The horse is smaller than the goat.

3. A. There's a pig between the horse and the cow.

   B. There's a cow next to the horse.

   C. There's a chick on the horse.

4. A. There's a chick in the sky.

   B. There are five chicks and a hen on the farm.

   C. There are many animals behind the house.

LIVEWORKSHEETS

Unit 11: Look at all the animals! Lesson 5 & 6

II. Read and guess. Check A, B or C:

1. It's a big, fast animal. We can ride it. What is it?

		
A	B	C

2. It's a big animal. It doesn't live on a farm. It's black and white. What is it?

A	B	C

3. It's orange. It's long. It's vegetable. Rabbits like this vegetable. What is it?

		
A	B	C

LIVEWORKSHEETS

Unit 11: Look at all the animals! Lesson 5 & 6

III. Reading

Lucy is a cow. She lives on a farm with her family. She is a mother to a cute calf. Lucy's husband is a big and strong bull. Lucy eats grass and gives milk. When she is not busy, she spends time with other animals that live on the farm. Her best friends are horses, sheep, and goats.

A. Write T (true) or F (false)

1. Lucy is a sheep.
2. Lucy lives in the zoo with her family.
3. Her husband is a big and strong bull.
4. Lucy is a strong bull.
5. She eats grass and gives milk.
6. Her best friends are goats and donkeys.

IV. Watch the video and write answer to the questions.

1. Where are they?
2. How many animals are there?
3. What is the duck doing?

V. Listen and order the sentences:

Don't be late for school. The bus leaves at 9 o'clock.

Bring your lunchbox and a drink.

There are sheep, cows, goats, and horses at the farm.

We go back school at three o'clock.

LIVEWORKSHEETS