

SOCIAL SCIENCE 4: POPULATION 1




1.- Complete using these words: emigration, mortality, immigration, inhabitants, natality.

- The population of a place is the number of _____ in that place.
- The population of a place changes with the births, deaths, the _____ and the _____.
- The _____ or birth rate is the number of babies born in a place in one year.
- The _____ or death rate is the number of deaths in a place in one year.

2. In Valdesilla de la Mesa, in 2019 were born 35 children and 20 people died. What was the natural growth in this village in 2019?

55 +15 -15 -55 3,5 25,3

3.- Search in this link: [POBLACIÓN POR MUNICIPIOS Y PROVINCIAS](#)

		
THE PROVINCE OF LEÓN	LEÓN CITY	VALDEFRESNO

4.- Match the definition with the concept.

- | | |
|---|-------------|
| - New babies are born | Mortality |
| - Some people die | Emigration |
| - New people come to live to León | Immigration |
| - Some people leave León to live in another place | Natality |

5.- In Campo de la Tablet there were 437 inhabitants in 2018. In 2019, 25 children were born, 10 people died, 8 new people came to live there (vinieron a vivir allí) and 5 left the village (se fueron del pueblo). How many inhabitants were in Campo de la Tablet at the end of 2019?

6) Look at this graph and choose the right option:

	2019	2018	2017	Total 2016
24089 León	124.303 ⁷	124.772 ⁷	125.317 ⁷	126.192 ⁷

a) The population in León _____.

b) Select the options that you think happened in León

A lot of new people come to live to León. Not many left.

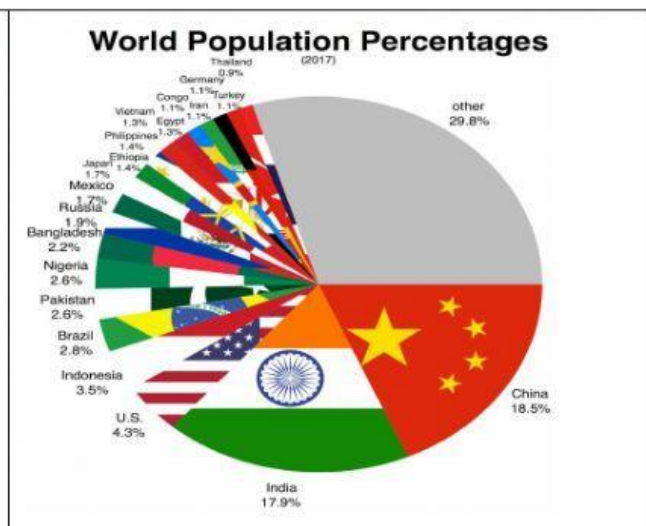
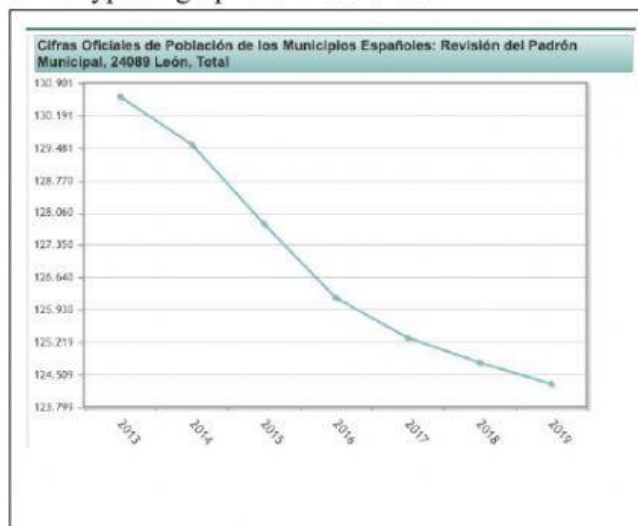
Lots of people went to live to other cities.

A lot of babies were born. Not many died.

A lot of people died. Not many were born.

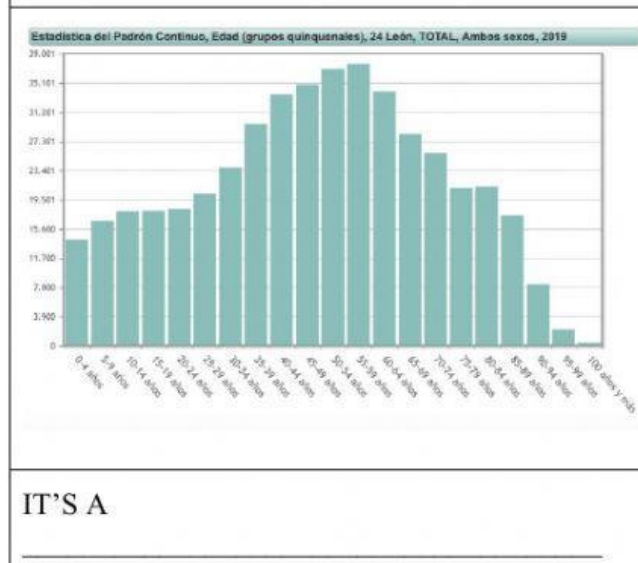
7) GRAPHS (gráficos): Book. page 92.

What type of graph are these ones?




IT'S A

IT'S A



IT'S A



IT'S A