Year 2 Science
(Week 37)
Worksheet – Simple Circuits

Name: _____ **Class: Year 2 A B C D** **Date:** _____

1. Match the **symbols** to their correct **picture** and **labels** by drawing lines from each sides of the symbol.

picture	symbols	labels
	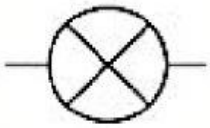	• 2 cells
	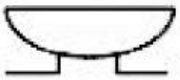	• closed switch (ON)
	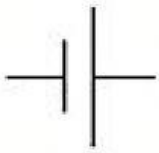	• a cell
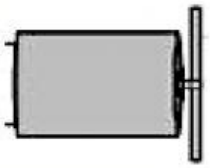		• open switch (OFF)
		• bulb
		• buzzer
		• motor

LIVEWORKSHEETS

2. Complete the table by **drawing the circuit diagram** according to their components.

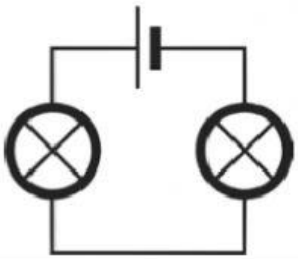

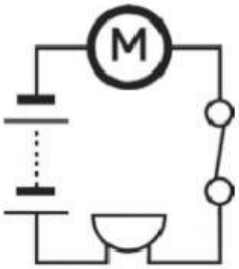



Circuit diagram	List of components
	• a cell • a bulb • closed switch • wires
	• a cell • 2 bulbs • wires
	• 2 cells • buzzer • closed switch • motor • wires

3. List **the components** you see in each of the circuit diagrams below.

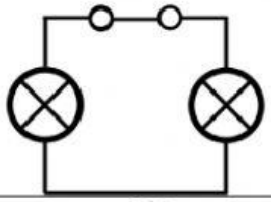	• • •
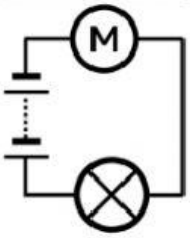	• • • •
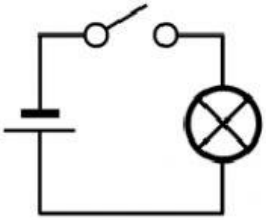	• • • •

LIVEWORKSHEETS

4. Study the picture of the circuits below and **draw the circuit diagram** in the space provided.

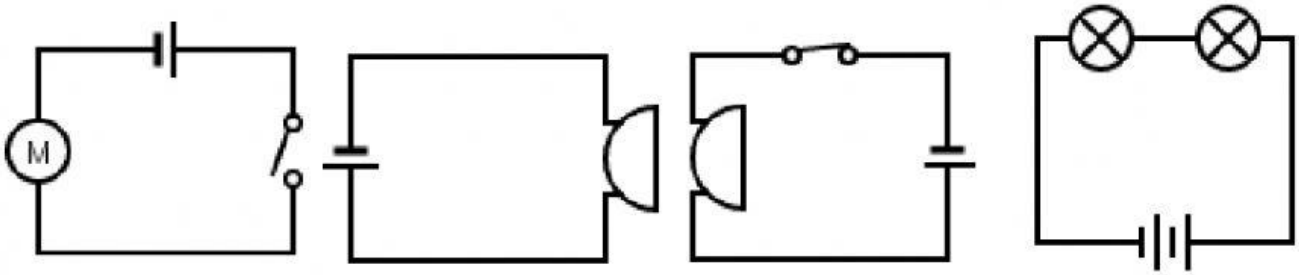

a)

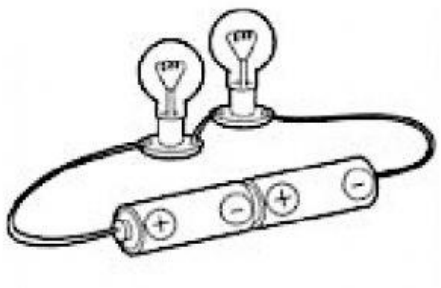

b)

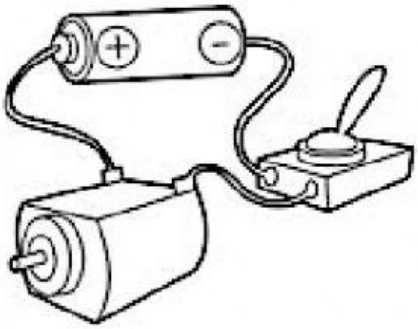

c)

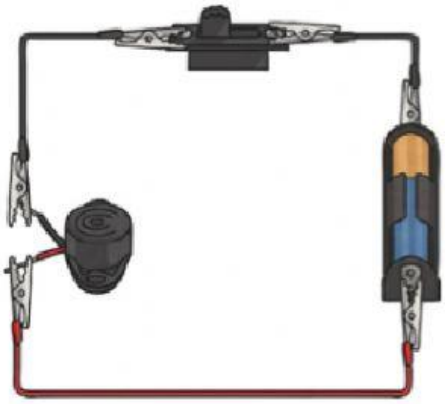

d)

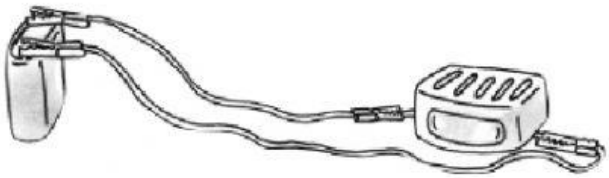

LIVEWORKSHEETS