Adding With Picture

Name :_____

Tanggal :_____

1. Join the sets and type the sum in the box.



2. Join the sets and type the sum in the box.



3. Count the pictures and type the sum in the box.

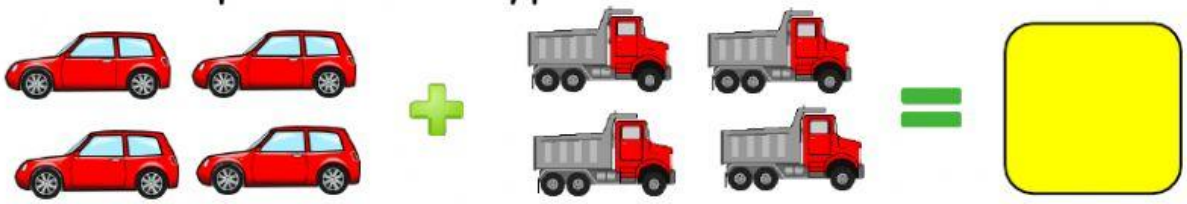

4. Count the pictures and type the sum in the box.



SD Tumbuh – Jogja Educational Spirit Kelas : Lower B Inquiry : Diversity Mata Pelajaran : Cipp Math	Catatan Guru:

LIVEWORKSHEETS

5. Count the objects in each box. Select the number that tells how many there are.



6. Drag the dots to add the required amount needed to complete the set.

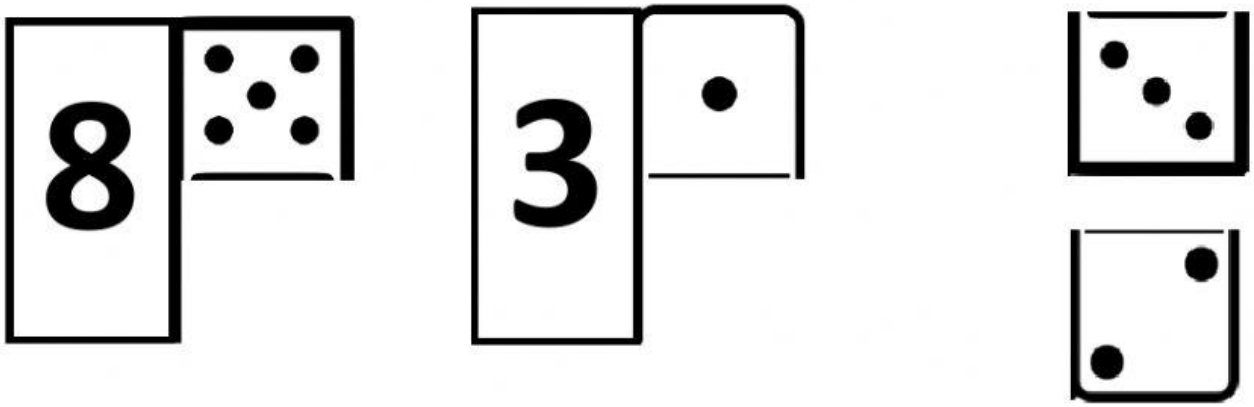

SD Tumbuh – Jogja Educational Spirit Kelas : Lower B Inquiry : Diversity Mata Pelajaran : Cipp Math	Catatan Guru:

LIVEWORKSHEETS

7. Draw a line to match from the pictures to the tally marks that tell how many are in each set.

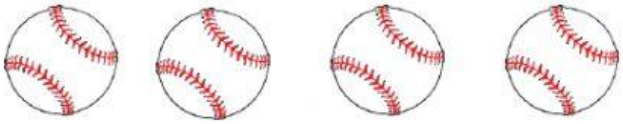

8. Add to find the sum. Type your answer in the box.

5 + 3 =

7 + 0 =

SD Tumbuh – Jogja Educational Spirit Kelas : Lower B Inquiry : Diversity Mata Pelajaran : Cipp Math	Catatan Guru:

LIVEWORKSHEETS

5 + 5 =

Count the circles. Write the numbers. Find the sum.

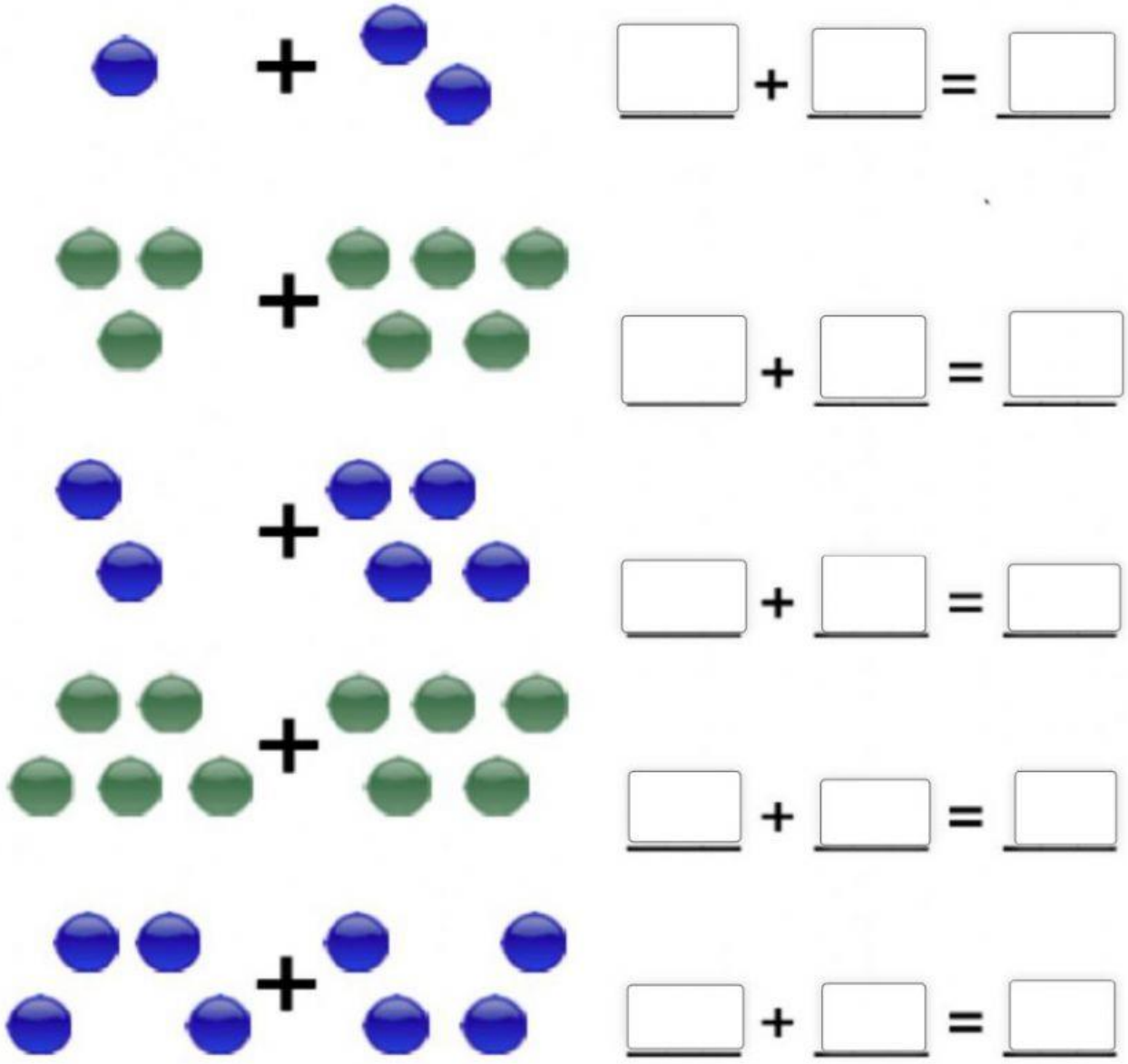

SD Tumbuh – Jogja Educational Spirit Kelas : Lower B Inquiry : Diversity Mata Pelajaran : Cipp Math	Catatan Guru:

LIVEWORKSHEETS