



2nd Quim

NAME:	GRADE: 8th	PROJECT: 5	WEEK: 1
DATE:	2021 - 2022		

Countries and Nationalities – The Verb to Be

DID YOU KNOW?



AUG
21

Citizenship Rights

- All countries have rules that determine who is a citizen, and what rights and responsibilities come with citizenship.
- The World Senior Citizens' Day is celebrated on August 21 each year. The day is intended to increase awareness of the factors and issues that affect older adults, such as health deterioration and elder abuse. It is also a day to recognize and acknowledge the contributions of older people to society.

Previous Knowledge:

✚ Look at the pictures, listen and read the dialogues.



✚ Look at the grammar chart and reflect about it.

REFLECT ON GRAMMAR			
-Use the verb to be to talk about origin and nationalities.			
Subject Pronoun	Verb to be	Complement	Contractions
I	am	Ecuadorian	I'm
He	is	Chilean	He's
She		from Spain	She's
We	are	Italian	We're
You		American	You're
They		Canadian	They're





VOCABULARY

✚ Look at the flags, then listen and practice.

Countries and Nationalities

	Germany		Brazil		Ecuador
	German		Brazilian		Ecuadorian
	Italy		Australia		Great Britain
	Italian		Australian		British
	Portugal		Turkey		Finland
	Portuguese		Turkish		Finnish

Country	Nationality	Ending
The United States	<i>American</i>	
Chile	<i>Chilean</i>	-an
Canada	<i>Canadian</i>	
Peru	<i>Peruvian</i>	-ian
England	<i>English</i>	
Spain	<i>Spanish</i>	-ish
China	<i>Chinese</i>	
Japan	<i>Japanese</i>	-ese
Greece	<i>Greek</i>	
France	<i>French</i>	-other

1. Read the dialogues and complete the sentences using the verb to be (am-is-are).

- This is my best friend, Julia. She is Italian.
- Hello! I _____ Paul. I _____ from Argentina.
- Hello, you _____ Mark, right?
- Yes, I _____ and they _____ our best friends.

2. Look at the pictures of these famous people, guess and write their nationality.



This is Cristiano Ronaldo.
He is _____



This is Will Smith.
He is _____



This is Shakira.
She is _____



This is Neisi Dájomes.
She is _____



3. Read the following profile, then create your own profile. Record your voice saying your information and send it to your teacher.


PROFILE

This is Juan Lopez.
(Name-Surname)

He is 14 years old.
(Age)

He is from Santiago.
(City of Origin)

He is Chilean.
(Nationality)




PROFILE

This is
(Name-Surname)

(Age)

(City of Origin)

(Nationality)




IMPORTANT (Include this activity in your booklet)


4. Search on the internet or ask to your family for three rights that older people have in Ecuador, write them and put an image of each one. There is an example as a guide.




Free and specialized health care
as well as free access to medicines.



picture



picture



picture