Learning Objectives:	Steps to success:
Pupils be able to: 1. Identify the straight lines and curves.	S1: Look at the pictures. S2: Count the straight line and curve.

3. Adam drew some pictures with straight lines and curves.
Count the straight lines and curves he used for each picture.

(a)

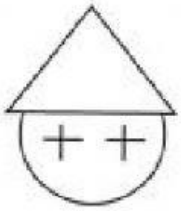

_____ straight lines and _____ curve.

(b)



_____ straight lines and _____ curves.

(c)



_____ straight lines and _____ curves.

LIVEWORKSHEETS