Bahagian B

12 (*a*) Rajah 4 menunjukkan had laju yang dipaparkan pada papan tanda.
Diagram 4 shows the speed limit displayed by the signboard.



Rajah 4/ *Diagram 4*

1	10	100	1 000

Berdasarkan nombor yang diberi, isikan petak kosong pada ruang jawapan untuk menunjukkan penukaran unit yang betul.
Based on the given numbers, fill in the boxes in the answer space to show the correct conversion of units.

[2 markah/ *marks*]

Jawapan/ *Answer*:

60 km/j
60 km/h

[ ] km/min [ ] m/min

(*b*) Rajah 5 menunjukkan sebuah graf laju-masa.
Diagram 5 shows a speed-time graph.

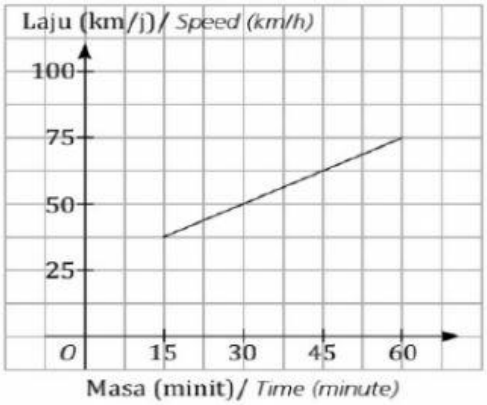

Rajah 5/ *Diagram 5*

Isi petak kosong dengan jawapan yang betul.
Fill in the boxes with the correct answer.

[2 markah/ *marks*]

Jawapan/ *Answer*:

Pecutan/ *Acceleration*:

(75 – [ ]) km j^{-1} ÷ (60 – 15) min

= [ ] km j^{-1} ÷ (45 min ÷ [ ]) jam

= [ ] km j^{-2}/ *km h^{-2}*

13 (*a*) Rajah 6 menunjukkan sebiji buah kelapa jatuh daripada pokok setinggi 30 m.
KBAT
Diagram 6 shows a coconut fell from the tree with a height of 30 m.

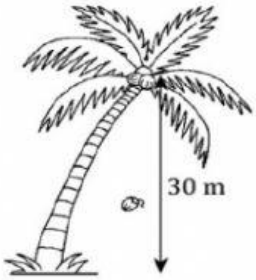

Rajah 6/ *Diagram 6*

Padankan keadaan buah kelapa dengan nilai pecutan yang betul.
Match the conditions of the coconut with the correct value of acceleration.

[3 markah/ *marks*]

Jawapan/ *Answer*:

Kelapa mula jatuh daripada pokok *Coconut starts to fall from the tree*	Sifar *Zero*
Kelapa sedang jatuh *Coconut in the middle of falling*	Positif *Positive*
Kelapa mencecah tanah *Coconut reaches the ground*	Negatif *Negative*

Tip Cemerlang

Laju yang meningkat menunjukkan pecutan positif dan begitu juga sebaliknya. Laju yang malar tidak menunjukkan pecutan.
Increasing speed shows positive acceleration and vice versa. Constant speed does not show any acceleration.

LIVEWORKSHEETS