

PRONUNCIATION

TH SOUND


1. Watch the videos.




2. Listen and repeat.

ATENÇÃO: Clique no alto falante para ouvir a pronúncia. Em seguida, clique no microfone vermelho. Quando o microfone começar a piscar, repita a palavra em voz alta – faça o exercício em um ambiente silencioso. Para uma melhor experiência use um fone de ouvido com microfone.



 thank

 thanks

 three (3)


 mouth


 think


 thirteen (13)





 there

 this

 that

 they

 these

 those