










Classroom language

1) Match the instruction with the correct picture.

Click on	
Type	
Zoom in	
Zoom out	
Highlight	
Go back	
Link	
It's loading	
Share screen	

2) Drag and drop.



What page are we on?	Can you see the presentation?	Can I share my screen?	Raise your hand virtually.
Ask questions or make comments in the chat.	Use response emojis.	Turn your mic off.	Turn your camera on.

3) Label the pictures according to the situation.











