



Unit 2: Just for fun (Lesson 5)



1) Look at the pictures and letters. Then write the words



(Xem tranh và chữ cái. Sau đó viết lại từ)



Example



 p e a r 



Questions

1  

2  

3  

4  

5  

II) Listen and write a name or a number

(Nghe và viết **TÊN** hoặc **SỐ**)

| | |
|---|--|
| 1. How many children are in Matt's class ? | |
| 2. How many pictures are on the wall ? | |
| 3. What is the name of Matt's monster ? | |
| 4. How many eyes has Matt's monster got ? | |
| 5. Who has got a jellyfish monster in his picture ? | |



Examples

What is the boy's name?

..... Matt


How old is he?

..... 8

III) Look and write

(Nhìn và viết)


1



Can he ride a bike?

Yes,

2



Can she sing?

No,


3



Can she paint?

Yes,

4



.....?

No, she can't.


5



.....?

.....

6



.....?

.....