

Identificar longitudes, marcando la alternativa correspondiente al objeto más largo, con autonomía.

## Largo


1



2



3



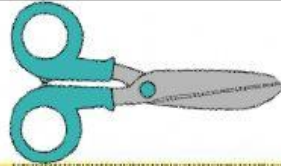
Identificar longitudes, marcando la alternativa correspondiente al objeto más corto, con autonomía.

## Corto

1



2



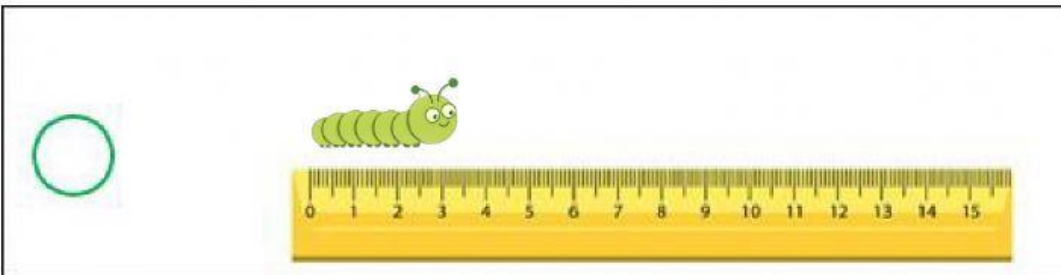
3



Identificar longitudes, marcando la alternativa correspondiente al objeto más corto, con autonomía.

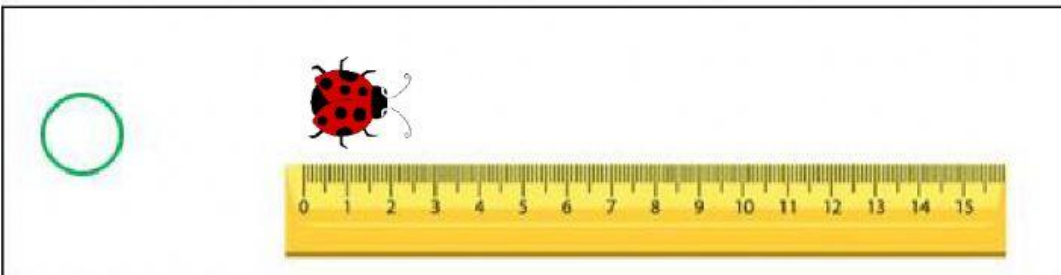
## Corto

1



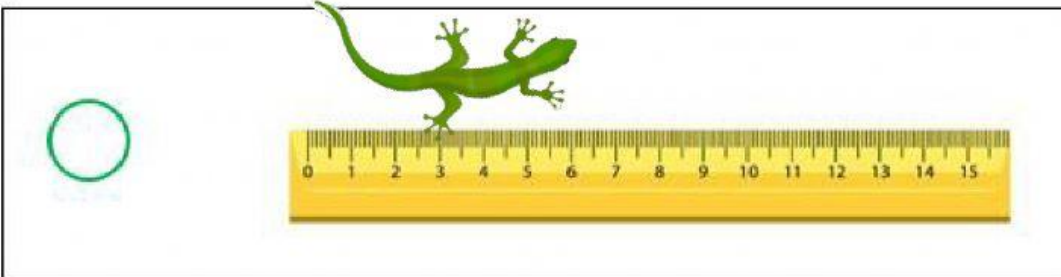
A green circle is on the left. To its right is a green caterpillar. Below the caterpillar is a yellow ruler with black markings from 0 to 15. The caterpillar is positioned between the 3 and 4 marks on the ruler.

2



A green circle is on the left. To its right is a red ladybug with black spots. Below the ladybug is a yellow ruler with black markings from 0 to 15. The ladybug is positioned between the 3 and 4 marks on the ruler.

3



A green circle is on the left. To its right is a green lizard. Below the lizard is a yellow ruler with black markings from 0 to 15. The lizard is positioned between the 3 and 6 marks on the ruler.


Identificar longitudes, marcando la alternativa correspondiente al objeto más largo, con autonomía.

## Largo

1



2



3

