∞BISMILLAAHIRRAHMAANIRRAHIIM∞

Yang telah menciptakan tujuh langit berlapis-lapis. Kamu sekali-kali tidak melihat pada ciptaan Tuhan Yang Maha Pemurah sesuatu yang tidak seimbang. Maka lihatlah berulang-ulang, adakah kamu lihat sesuatu yang tidak seimbang? (QS.Al Mulk :3)

Properties of 3D Shapes

Goal of teaching :

The students are able to :

- Visualise and describe the properties of 3D shapes, e.g. faces, edges and vertices.
- Recognise and make 2D representations of 3D shapes including nets.

3D shapes have three dimensions : length (height), width (breadth) and depth.

A polyhedron is a solid shape with **flat faces.**

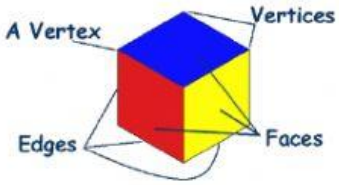

The faces meet at an **edge**. The edges meet at a **vertex.**

A **prism** is a solid shape that has all flat faces.

The shape of the two end faces are the same.

A **pyramid** is a shape that has polygon base and triangular faces meeting a point called an **apex.**

A pyramid is described by its base shape. For example, a square based pyramid.

A net of a solid is what it looks like when it is opened out flat.

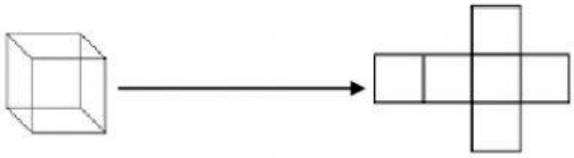

Exercise.

1. Select all the solids that not prisms.

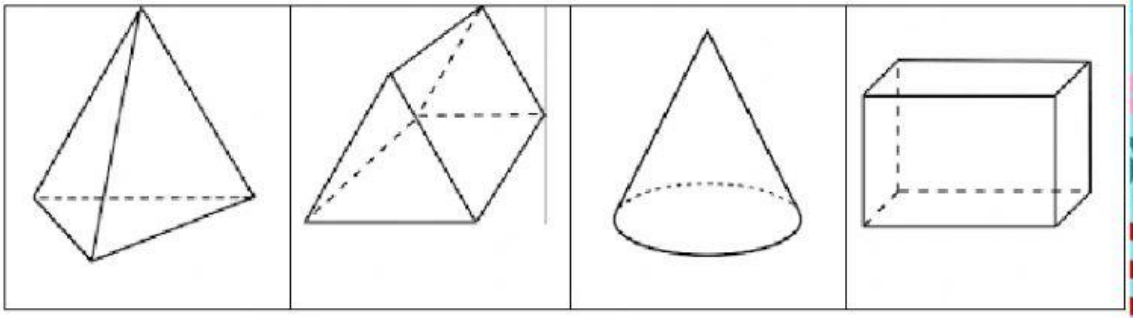

pageborders.org
LIVEWORKSHEETS

2. Name each of these 3D shapes.

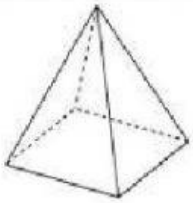		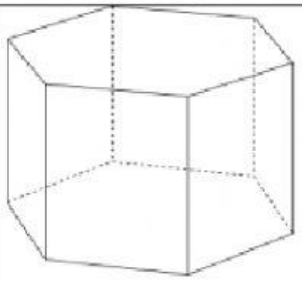
...	...	...

3. Complete the properties of the 3D shape below.

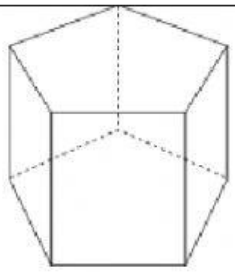	This is a _____ . It has _____ faces. It has _____ vertices. It has _____ edges.
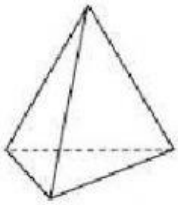	This is a _____ . It has _____ faces. It has _____ vertices. It has _____ edges.
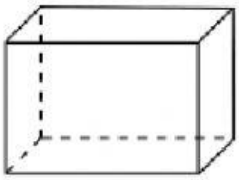	This is a _____ . It has _____ faces. It has _____ vertices. It has _____ edges.

4. Write the name of each of these 3D shapes from its net.

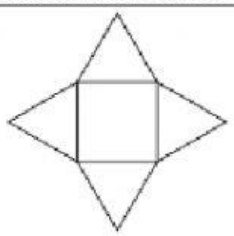	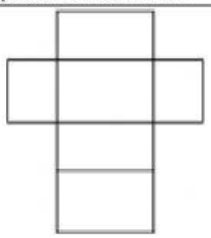	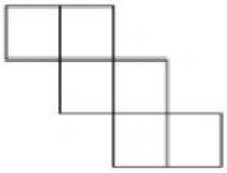

∞ALHAMDULILLAAHIROBBIL'ALAMIIN∞

pageborders.org
LIVEWORKSHEETS