




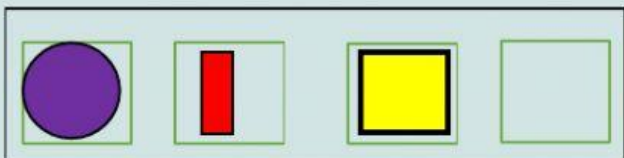

TAREA DIAGNÓSTICA N° 2

1.- Resuelve las operaciones, arma el rompecabezas arrastrando la respuesta y descubre la imagen oculta.

$\begin{array}{r} 35 \\ + 63 \\ \hline \square\square \end{array}$	$\begin{array}{r} 48 \\ + 31 \\ \hline \square\square \end{array}$	$\begin{array}{r} 55 \\ + 23 \\ \hline \square\square \end{array}$	$\begin{array}{r} 64 \\ + 33 \\ \hline \square\square \end{array}$	$\begin{array}{r} 56 \\ + 33 \\ \hline \square\square \end{array}$
$\begin{array}{r} 76 \\ - 21 \\ \hline \square\square \end{array}$	$\begin{array}{r} 84 \\ - 11 \\ \hline \square\square \end{array}$	$\begin{array}{r} 95 \\ - 23 \\ \hline \square\square \end{array}$	$\begin{array}{r} 73 \\ - 43 \\ \hline \square\square \end{array}$	$\begin{array}{r} 67 \\ - 15 \\ \hline \square\square \end{array}$



2.- Identifica la secuencia y completa la serie, arrastrando los objetos.



3.- Completa con signos de mayor que ">" o menor que "<".



12 15

19 17

18 11

10 16

13 10

11 18

15 19

18 14