	COLEGIO ANGLO AMERICANO ***"Proyecto forjador de valores para una Nueva Sociedad"***
	DEPARTAMENTO DE CIENCIAS NATURALES Y EDUCACIÓN AMBIENTAL- PHYSICS AND CHEMISTRY.
	Worksheet: Matter changes.

Time: 20 minutes.		**Grade.**	**Date.**
Name:		**3°**	_____ **, 2021**

FINAL		Achievement indicator
	I	The student identifies some of the physical and chemical properties of matter (Activity I).
	II	The student explains the difference between chemical and physical change (Activity II).

ACTIVITY I

1. **Karla is a third-grade student. She learned in class about the properties of matter. Look at the pictures in the following chart and write on the space, if it is a <u>chemical</u> or <u>physical</u> property:**

A.	B.	C.
		
D.	**E.**	**F.**
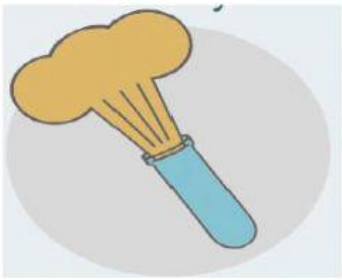		

2. **Look at the pictures and coloring according to the following instructions:**

Properties of matter	Colors
Solid	Red
Liquid	Blue
Gas	Green

A	B	C
	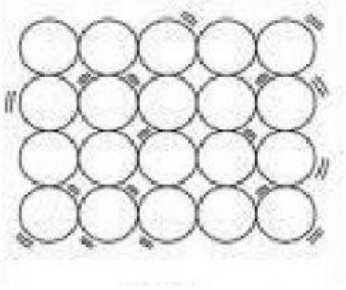	

LIVEWORKSHEETS

ACTIVITY II

3. **Complete the diagram using the words in the box. Then, coloring the arrows with the instructions, when the temperature increase with red, and the temperature decrease with blue.**

melting	**Freezing**
condensation	**evaporation**

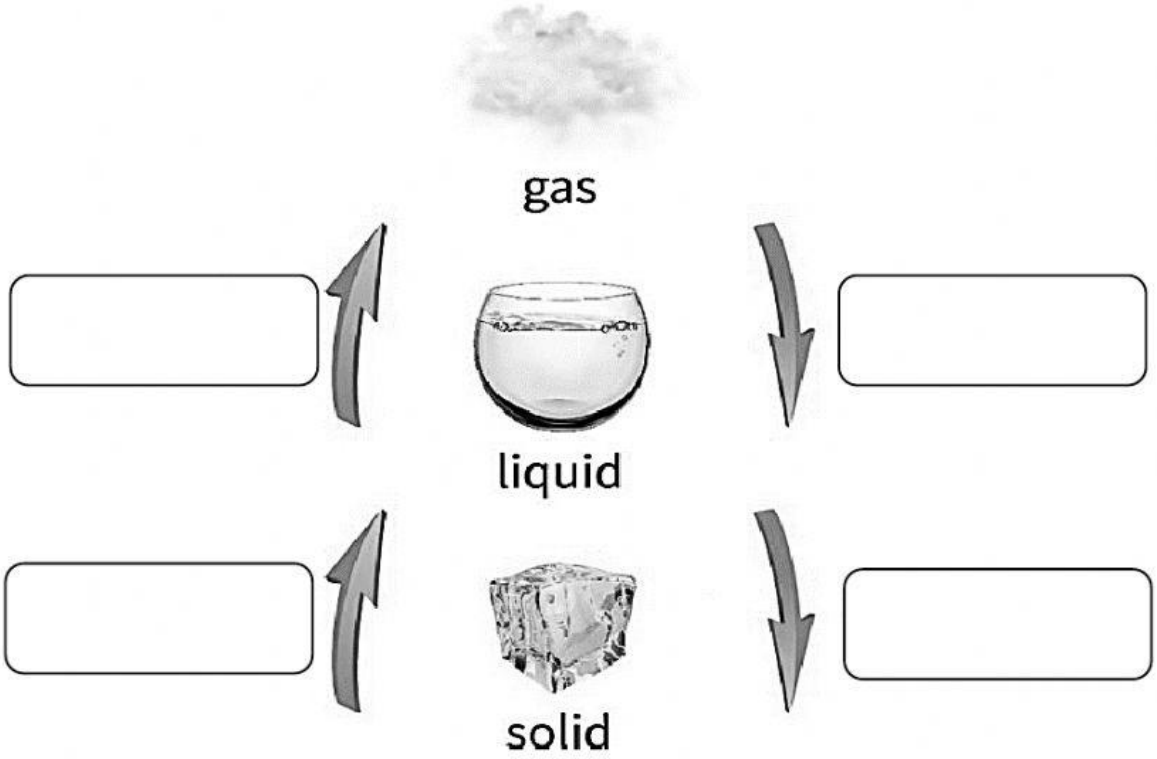

4. **In the next chart, write C for chemical changes or P for physical changes in the next examples:**

C/P	Examples
	Cook a soup with vegetables and chicken.
	Turn on a wood fire.
	Identify the colors of the sky and the ocean.
	The Alka seltzer in the water.
	See the separation of the water and oil in a cup.
	Play in a pool with a ball and see how this float up.

Teacher´s name:	Revised by:	Approved by:
María Camila Quevedo	Mireya Malpica	Mireya Malpica

LIVEWORKSHEETS