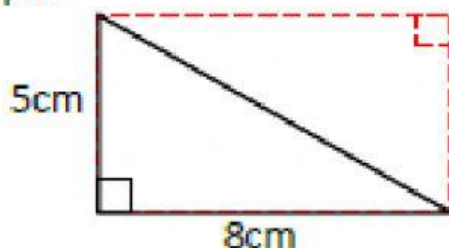


RIGHT TRIANGLE AREA SHEET 1

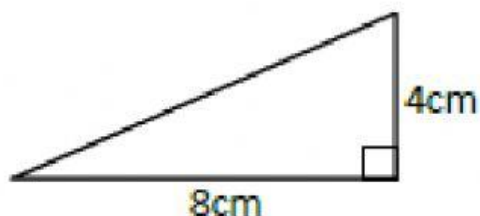
Work out the area of the following triangles by halving the area of the rectangle formed by its perpendicular sides. They are not to scale.

Example



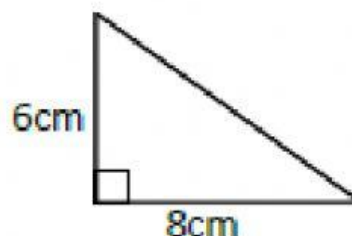
The area of the rectangle is $8 \times 5 = 40\text{cm}^2$.
The triangle is half the size of the rectangle so its area is $\frac{1}{2} \times 5 \times 8 = 20\text{cm}^2$.

1)



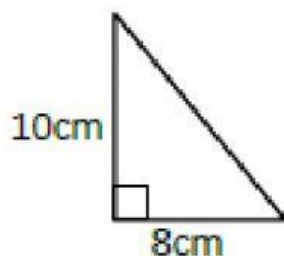
Area = _____ square cm (cm^2)

2)



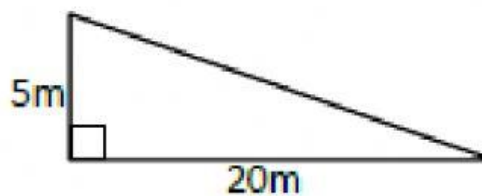
Area = _____ square cm (cm^2)

3)



Area = _____ square cm (cm^2)

4)



Area = _____ square m (m^2)

Handy hint:

The formula for the area of a triangle is $\frac{1}{2} \times \text{base} \times (\text{perpendicular}) \text{ height}$

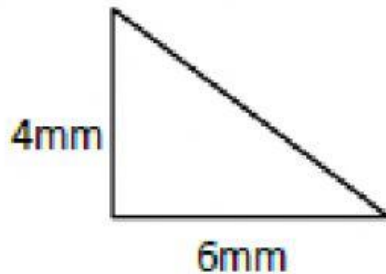
STEPS TO SUCCESS:

1. Observe the diagram:
 - Identify the Base & Height
2. Write the Formula:
 - $\frac{1}{2} \times B \times H$
3. Fill in the information.
4. Solve & Check

RIGHT TRIANGLE AREA SHEET 2

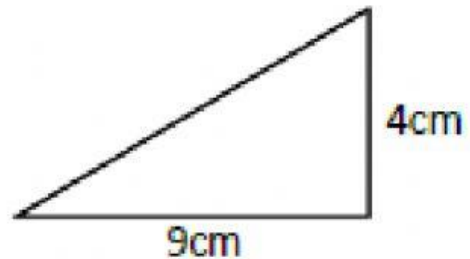
Work out the area of the following right-angle triangles.
They are not drawn to scale.

1)



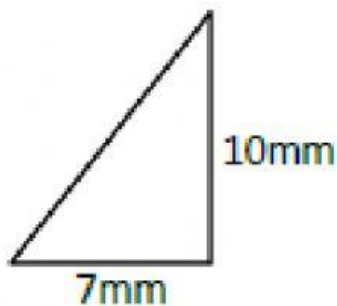
Area = _____ mm²

2)



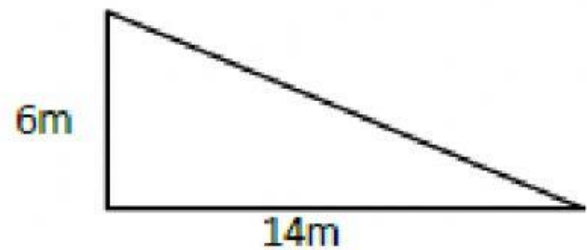
Area = _____ cm²

3)



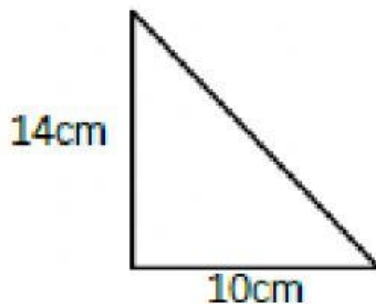
Area = _____ mm²

4)



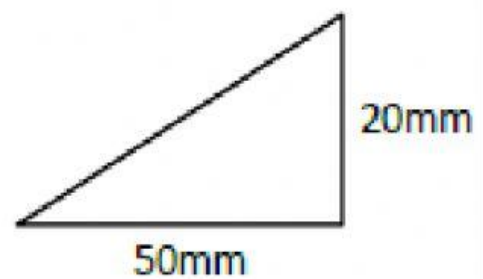
Area = _____ m²

5)



Area = _____ cm²

6)



Area = _____ mm²

Handy hint:

The formula for the area of a triangle is $\frac{1}{2} \times \text{base} \times (\text{perpendicular}) \text{ height}$