Nonfiction Text Features Chart

Text Feature	Purpose	Example
Title	Identifies the topic of the text/tells what the text will be about	**Bones and More Bones** The Skeletal System The skeletal system is made up of all the bones in your body. It is also made of the things that connect your bones together: tendons, ligaments, and cartilage. The skeletal system also includes one set of hard objects that aren't bones: your teeth!
Title Page	Tells a book's title, author, illustrator, and publisher	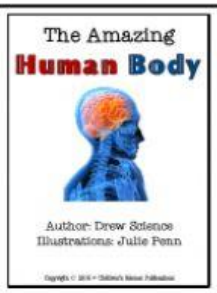
Table of Contents	Tells the names of chapters and what page the chapters can be found	Bones ..... Page 3 Muscles ..... Page 17 Skin ..... Page 28 Brain and Nerves ..... Page 42 Major Organs ..... Page 57 Veins and Arteries ..... Page 71
Index	Tells what pages the reader can find certain topics	**A** Abdomen, 24 Ankles, 14 Armpits, 15 Arms, 15-16 Arteries, 75-76 **B** Back, 16 Belly Button, 28 Blood, 77-80 Body Parts, 57-65 Bones, 3-16 Brain, 42-50 Brain Stem, 43 Breathing, 59-60 Bronchi, 61-62 Byproduct, 87
Glossary	Tells the definitions of some of the words found in a text	**Shin** – the front of the leg bone that runs from the knee to the ankle. **Skin** – the outer layer of tissue that covers the entire body. **Skull** – the large structure of bones in the head. **Thigh** – the part of the leg that runs from the knee to the hip. **Tooth** – a hard bony object in the jaw; used for chewing.
Heading	Divides the text into sections and explains what the sections will be about	**Central Nervous System** **Brain** Your brain controls all functions in the body. This includes things like breathing, having a heartbeat, moving your arms and legs, etc. The brain controls these functions by sending and receiving messages through the nerves. **Spinal Cord** The spinal cord is the main pathway that connects the brain with the peripheral nervous system. It is protected by your spinal column, which is a long series of bones called vertebrae.

LIVEWORKSHEETS
© 2015 Katena Baker · Teaching Made Practical · All rights reserved.

Nonfiction Text Features Chart

Text Feature	Purpose	Example
Photograph	Shows what something looks like (taken with a camera)	
Illustration	Shows what something looks like (drawn by an artist)	
Caption	Explains what a photograph or illustration is about	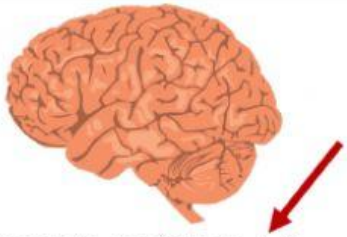 This is a side view of a human brain.
Labels	Tells the names of certain parts of a photograph or illustration	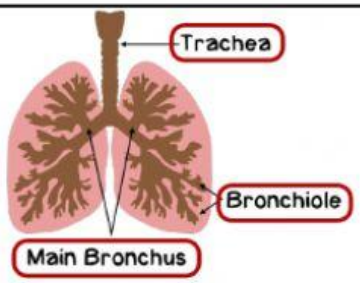
Graph	Organizes and helps compare information in a visual way	The human body is made of: 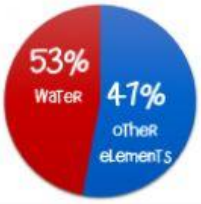
Table	Organizes facts and numbers in a visual way so it is easier to read	How much does your heart beat?

Number of beats	Amount of Time
90	MINUTE
129,000	DAY
3.8 million	MONTH
47.3 million	YEAR

LIVEWORKSHEETS
© 2015 Katena Baker · Teaching Made Practical · All rights reserved.

Nonfiction Text Features Chart

Text Feature	Purpose	Example
Map	Shows where places/ events are located	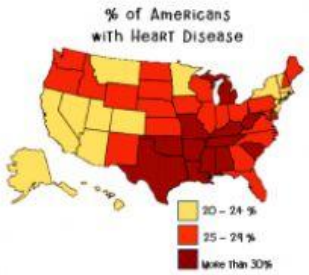
Diagram	Explains information or how something works in a visual way	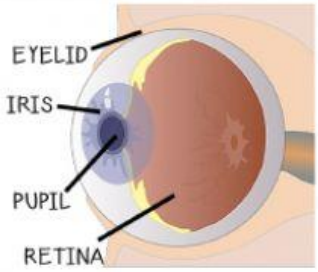
Bold Print	Shows what words are important or what words can be found in the glossary	The digestive system is made up of **organs** and **glands** that help your body process food.
Italics	Shows that a word is important	The average adult breathes more than 600 times *each hour*. Adults take more than 20,000 breaths *each day*.
Bullet Points	Makes lists easier to read and understand	**Types of blood vessels:** • Arteries • Veins • Capillaries
Fact Box/ Side Bar	Gives interesting facts or extra information about a topic	Bones and More Bones The Skeletal System The skeletal system is made up of all the bones in your body. It is also made of the things that connect your bones to each other: tendons, ligaments, and cartilage. The skeletal system also includes one set of hard objects that aren't bones your teeth! Teeth are actually made of enamel, which is a substance that is even harder than your bone. Skeletal System FUN FACTS! • The thigh bone is the body's longest bone. • Babies have more bones than adults. • The collarbone is the most likely bone to get broken. • There is only one bone in the body that isn't attached to any other bones: the hyoid bone.

LIVEWORKSHEETS
© 2015 Katrina Baker · Teaching Made Practical · All rights reserved