

Riding the TTC Bus

- Once you have paid your fare you should:



Sit down



Get off



Dance

- If you are standing you should hold onto
a: (click all that apply)



pole



stranger



handle

3. Draw a line to where you should sit in the bus:




Back

Front

4. Draw an X on the seat you should NOT sit on if you don't know the person:






5. Choose the picture that shows the right way to sit on the bus:






6. Choose the picture that shows the people who should sit in priority seats:



7. How will you know it's your stop?

 <p>listen</p>	 <p>read</p>	 <p>Ask the bus driver</p>
---	---	---

8. How do you request the bus stop?

 <p>Yell</p>	 <p>Pull the string</p>	 <p>press the button</p>
--	---	--

9. Label the steps to getting off the bus:

 <p>Step off</p>	 <p>Wait for the green light</p>	 <p>Push the doors</p>
---	--	---

1

2

3

(place the numbers on the picture in correct order)