





















## Lesson 14- Words beginning with S

skate	skirt	sky	smile	smoke
snake	spoon	star	stone	straw

Series I – Instructions: Write the word from the box under its corresponding picture.

 _____	 _____	 _____	 _____	 _____
 _____	 _____	 _____	 _____	 _____

Series II – Instructions: Highlight the word that corresponds to each picture.

 star      skate smoke      snake smile      straw stone      sky spoon      skirt	 star      skate smoke      snake smile      straw stone      sky spoon      skirt	 star      skate smoke      snake smile      straw stone      sky spoon      skirt	 star      skate smoke      snake smile      straw stone      sky spoon      skirt	 star      skate smoke      snake smile      straw stone      sky spoon      skirt
 smile      spoon skirt      straw stone      snake star      sky skate      smoke	 smile      spoon skirt      straw stone      snake star      sky skate      smoke	 smile      spoon skirt      straw stone      snake star      sky skate      smoke	 smile      spoon skirt      straw stone      snake star      sky skate      smoke	 smile      spoon skirt      straw stone      snake star      sky skate      smoke

Series III – Instructions: Highlight the word you hear.

1	star	straw
2	skate	skirt
3	smoke	stone
4	snake	skate

5	smile	sky
6	straw	star
7	spoon	stone
8	skate	star

Series IV – Instructions: In the corresponding square, write the word that completes each sentence.

1	My shoe has a wheel to make it into a ____.	
2	I saw a ____ slithering on the grass and I got scared.	
3	Let's sit on the big ____ at the edge of the river.	
4	The sun is shining in the ____.	
5	Our uniform has a red sweater and a checkered ____.	

Series V – Instructions: Write the word next to its definition.

1	Facial expression of being happy	
2	An illuminated point in the night sky	
3	An implement used for eating cereal and soup	
4	A visible suspension from a burning substance in the air	
5	A plastic or paper tube to suck in liquids	

Series VI – Instructions: Write a sentence with each word.

<b>star</b>	
<b>skate</b>	
<b>snake</b>	
<b>smile</b>	
<b>spoon</b>	