
















## Theme 2 : School

### Lesson 3







#### Exercise 1 Look and circle the correct words

				
a) ruler b) letter c) eraser	a) book b) pen c) ruler	a) picture b) chair c) desk	a) board b) picture c) fan	a) pencil b) pencil case c) bag

#### Exercise 2 Look and circle

1) 	It's a <i>ruler</i> / <i>book</i> .	6) 	Is it a <i>fan</i> / <i>picture</i> ? Yes, it is.
2) 	Is it a <i>desk</i> / <i>picture</i> ? Yes, it is.	7) 	It's a <i>bag</i> / <i>book</i> .
3) 	Is it a pencil ? Yes, it is / No, it isn't .	8) 	Is it a pen ? Yes, it is / No , it isn't.
4) 	It's a / an bag.	9) 	It's a <i>desk</i> / <i>chair</i> .
5) 	Is it a desk ? Yes, it is / No, it isn't.	10) 	It's a / an eraser.

### Exercise 3 Look and write

		
a) What is it ?	b) Is it a pencil ?	c) What is it ?
It's a .....	.....	.....
		
d).....	e) What is it ?	f) Is it a pencil case ?
It's a picture.	.....	.....

### Exercise 4 Find the mistakes and correct them



A) It's a picture.

.....



B) Is it a picture?

No, it isn't

.....



C) It's a pencil .

.....



D) Is it a pencil case ?

Yes, it is.


.....



E) What is this ?

It's a ruler.

.....



F) Is it a eraser ?

Yes, it is.

.....