TOPIC 4.
SEPARATION TECHNIQUE

(FILTRATION & EVAPORATION)

✷ ***STEP 1: Click on the video below before answering the questions*** 👇



LIVEWORKSHEETS

STEP 2: Read the information on Filtration

- **FILTRATION**

➢ Filtration is used to separate an **insoluble solid** from the **liquid** in a mixture

➢ Insoluble solid: Sand / Calcium carbonate

➢ Liquid: Water

CIKGU HUSNA

4.3 SEPARATION TECHNIQUE

Disclaimer: Most of the pictures and gifs used in the video are taken from the internet

- **FILTRATION**

➢ How to set up filtration

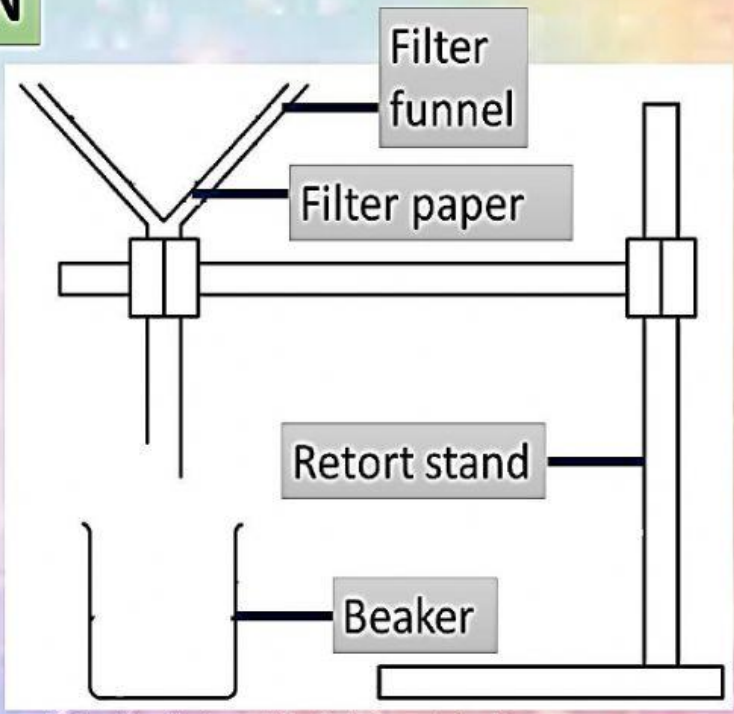

CIKGU HUSNA

4.3 SEPARATION TECHNIQUE

Disclaimer: Most of the pictures and gifs used in the video are taken from the internet

LIVEWORKSHEETS

• FILTRATION

4.3 SEPARATION TECHNIQUE

- Sand is the **RESIDUE**
- Water in the beaker is the **FILTRATE**

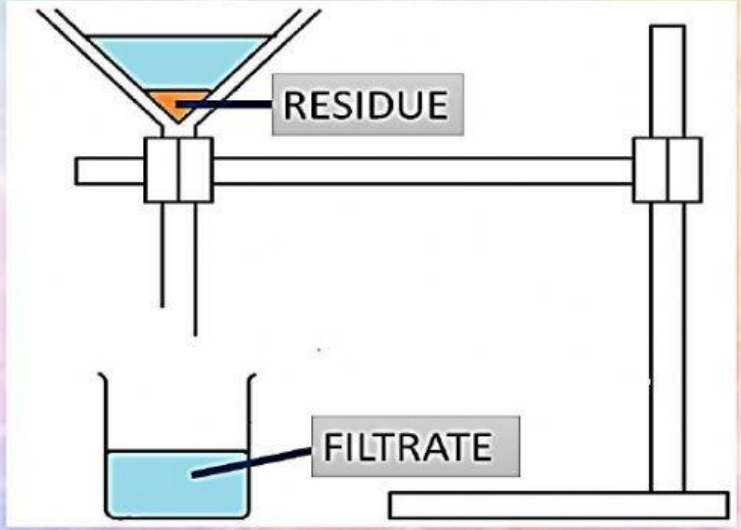

Disclaimer: Most of the pictures and gifs used in the video are taken from the Internet

• FILTRATION

4.3 SEPARATION TECHNIQUE

- **Uses** of filtration in everyday life

✓ Used in water treatment to remove solid slit and sand particles from water

✓ Used in textile industry to treat their waste water before recycling for further use

Disclaimer: Most of the pictures and gifs used in the video are taken from the Internet

LIVEWORKSHEETS

✷ STEP 3: Answer the following questions

1. Label the diagram below using the given words below:

Filtrate **Residue** **Filter Paper** **Filter funnel**

Beaker

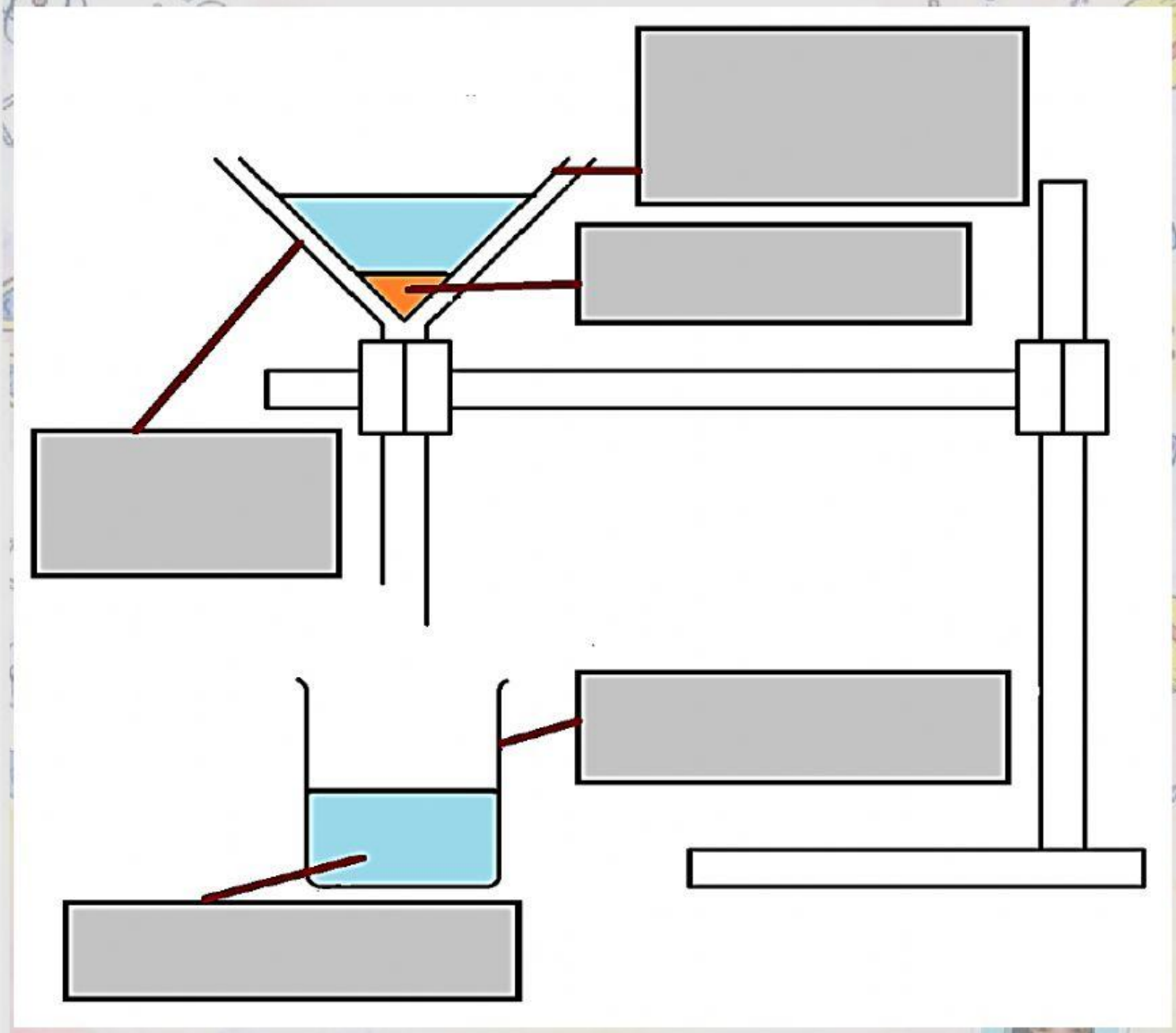

LIVEWORKSHEETS

2. Figure below shows how a mixture of sodium chloride and calcium carbonate in water is separated.

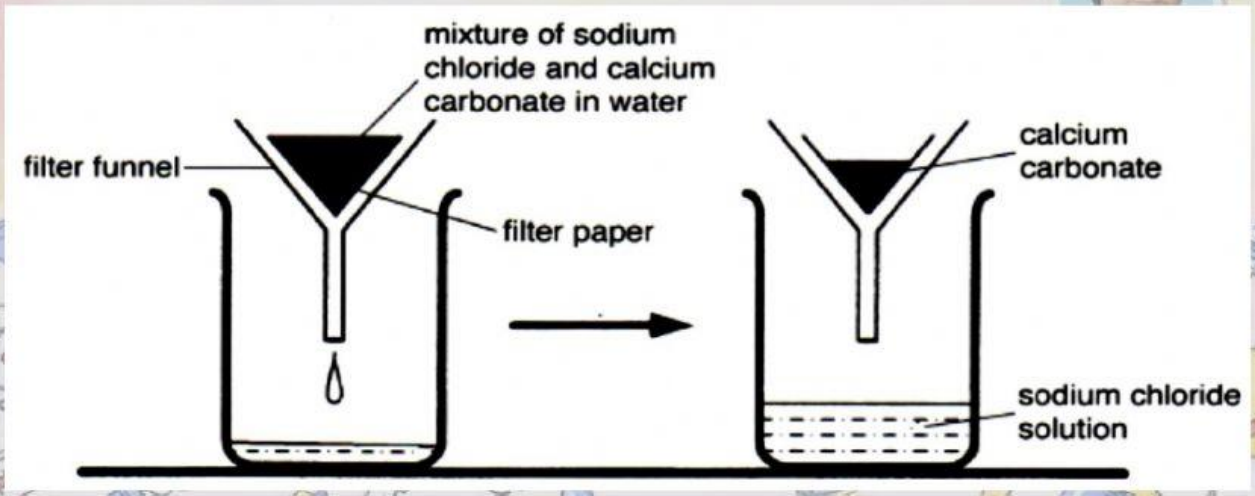

Use the labelled diagrams and the helping words to complete the following passage.

filtration **filtrate**

residue **insoluble** **soluble**

Sodium chloride solution passes through the filter paper and this solution is known as a _____.

Calcium carbonate is left behind on the filter paper and it is known as a _____.

From this experiment, we can conclude that sodium chloride is _____ in water and calcium carbonate is _____ in water.

This method of separation is known as _____.

LIVEWORKSHEETS