Unit 1 How we feel

Lesson 1 Feelings

Exercise 1.Look and write the missing letters

happ _

_ _ d

h _ _

hung _ _

_ _ ld

_ _ _ rsty

Exercise 2.Look and write

	I'm happy. I'm not sad.		I'm _____.I'm not _____
	I'm _____.I'm not _____		I'm _____.I'm not _____
	I'm _____.I'm not _____		I'm _____.I'm not _____

LIVEWORKSHEETS

Unit 1 How we feel

Exercise 3.Choose the corrrect answer

a. _____ you sad ? (Are – Is – Am)

b. I _____ happy (are – am – is)

c. I'm sad. I'm not_____. (cold – happy – hot)

d. I want to eat . I'm _____ (cold – hungry- sad)

e. I want to drink. I'm _____ (thirsty – cold – happy)

f. Are _____ cold ? (you – he – she)

g. Are you hot ? Yes, _____ (I'm not – I am – I am not)

h. Are you thirsty ? No (I'm – she is – I'm not)

i. I'm cold . I'm not _____.(hot – happy - thirsty)

j. _____ you happy ? Yes, I am (Are – Is – Am)

k. Are you thirsty ? _____, I am .(Yes- No)

l. Are you cold ? No, I _____ (am – am not)

m. I _____ happy . I'm not sad (am – am not)

n. _____ you hungry? Yes, I am (Is – Are – Am)

LIVEWORKSHEETS

Unit 1 How we feel

Lesson 2 Feelings

Exercise 1.Look and write the missing letters

s - ck

ti _ _ _

b_ _ ed

_ _ cited

Exercise 2.Look and tick (✓) or cross (×)

a) He's tired. ☐



c) He's happy. ☐

e) He's excited. ☐

b) She's hot. ☐

d) He's cold. ☐

f) He's hungry. ☐

LIVEWORKSHEETS

Unit 1 How we feel

Exercise 3.Choose the correct answer.

a) _____ she tired ? (Is – Are – Am)

b) Is _____ sick ? (you- they –she)

c) I _____ bored .(am – are – is)

d) Is she sick ? Yes, _____ (she is – she isn't – she is not)

e) Is he bored ? No , _____ (he isn't – he is –he's)

f) He _____ happy. (am- is –are)

g) _____ you sick ? Yes, I am (Are – Is-Am)

h) Is she tired ? Yes , she _____ (are – am – is)

o) She _____ excited .(are – am – is)

Exercise 4.Rearrange the words

a) is/She/bored./ _____

b) not/hungry./I'm / _____

c) cold./am/I/ _____

d)thirsty?/Are/you/ _____

e) happy/not/I'm/ _____

f) Is/sick ?/he / _____

g) He/ excited./is _____

h) Are/tired?you / _____

i) She/ hungry./is _____

j) Is/he/sad ?/ _____

k)I/bored./am _____

LIVEWORKSHEETS

Unit 1 How we feel

Lesson 3 : Story

Exercise 1.Look and match

a. 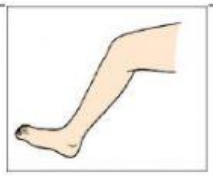	b.	c.	d.	e.
1. wrong	2. leg	3. finger	4. hurts	5. hand

Exercise 2.Complete the dialogue

St 1 : Oh , no

St 2: .....?

St 1 : My hand hurts

St 2: .....?

St 1 : Yes, I think so .Thanks!

Exercise 3.Match one part from "A" with the suitable from "B":

A	B
1) Are you OK ?	- My leg hurts.
2) What's wrong ?	- No , She isn't.
3) Is she cold ?	- No , he isn't.
4) Is Ben thirsty ?	- Yes, we're happy.
	- Yes, I think so.

LIVEWORKSHEETS

Unit 1 How we feel

Lesson 4 : The senses

Exercise 1.Look and write the missing letters

				
a. s_ _	b. _ _ ar	c. sm _ _ _	d. _ _ ste	e. t _ _ ch

Exercise 2.Choose the correct answer:

a. I can smell a ..... (flower – kite – dog)

b. She can ..... ice cream. (smell – taste – bird)

c. You can hear a ..... (flower – bird- ball)

d. She can ..... a dog. (see - taste – smell)

e. He can ..... pizza . It's delicious. (hear – touch-taste)

f. She can ..... a ball. (hear – smell – touch)

g. You can't taste..... (bread - pizza – car)

h. She can ..... a pen. (taste – see – smell)

i. .....can he see ? He can see a car. (How - What – Who)

j. What can he .....? A flower (taste – smell – hear)

Exercise 3.Match one part from " A " with the suitable part from "B"

A	B
1) I can smell	a bird .
2) I can taste	a car .
3) I can see	a flower.
4) I can hear	pizza
	touch a tree.

LIVEWORKSHEETS

Unit 1 How we feel

Exercise 4. Put the words in the right order.

can/She/smell/a flower./

- She can smell a flower.

a) taste/pizza./He/can/

_____

b)She/a bird./can/hear/

_____

c) a car./He/can /see/

_____

d) touch/She/a/tree./can/

_____

e) taste/ice cream./He/can/

_____

f) He/a/turtle./can/touch/

_____

f) see/a/kite./ He /can/

_____

g) What/he /can/see ?

_____

h) She/pizza./can/taste/

_____

i) She/a/dog./can/see/

_____

j. touch/his/cat./He/can/

_____

LIVEWORKSHEETS

Unit 1 How we feel

Exercise 5 Circle the correct word

I can (hear / smell) a flower.		I can (smell / see) a car.	
I can (taste / hear) ice cream.		I can (touch / taste) my ears	
I can (touch / hear) a bird.		I can (smell /touch) my cat.	

Exercise 6 Find the odd one out :

a. am – is – are – sick

b. how – bored – tired – excited

c. I – lemonade – he – she

d. hear – touch – see – happy

e. yellow – blue – bird – black

f. He – You – My – She

g. What – How – Where - This

LIVEWORKSHEETS