

Print in black and white or color.
















Picture Graphs: Skill 1- 8A

Read a Picture Graph

Directions: Use the picture graph to answer the questions.

1.

Favorite Ice Cream

Vanilla							
Chocolate							
Strawberry							

Gene asked his friends to vote for their favorite ice cream flavor. He put their votes in this picture graph.

1. How many children chose strawberry? _____
2. How many children chose vanilla? _____
3. How many children chose chocolate? _____
4. How many more children like chocolate than strawberry? _____
5. How many children voted in all? _____