Nama : _____

Tanggal : _____



Integrated Learning

Membandingkan jumlah benda

SD Tumbuh- Jogja Educational Spirit Kelas : Lower A Inquiry : Who we are Mata Pelajaran : Integrated Learning	Teacher's Feedback

LIVEWORKSHEETS

Nama : _____

Tanggal : _____

Halo teman-teman Lower A

Sebelumnya kita telah belajar mengenal nilai tempat dan mengurutkan bilangan. Masih ingat kan ...

Teman-teman hebat sudah mulai dapat memahami beberapa materi bilangan. Oya, sekarang mari kita belajar membandingkan jumlah benda.

Kesimpulan :

Membandingkan jumlah benda dapat dinyatakan dengan menggunakan simbol kurang dari, lebih dari atau sama dengan

Simbol "**lebih dari**" ditulis dengan lambang

Simbol "**kurang dari**" ditulis dengan lambang

Simbol "**sama dengan**" ditulis dengan lambang

SD Tumbuh- Jogja Educational Spirit Kelas : Lower A Inquiry : Who we are Mata Pelajaran : Integrated Learning	Teacher's Feedback

LIVEWORKSHEETS

Nama : _____

Tanggal : _____

Jawablah pertanyaan di bawah ini!

Perhatikan gambar berikut ini!





☐ **buah terompet**

☐ **Buah kulintang**

1. Jumlah terompet ada ☐

2. Jumlah kulintang ada ☐

3. Alat musik apa yang lebih sedikit ☐

4. Alat musik apa yang lebih banyak ☐

5. Kesimpulan :

Jadi terompet ☐ dari pada kulintang.

SD Tumbuh- Jogja Educational Spirit Kelas : Lower A Inquiry : Who we are Mata Pelajaran : Integrated Learning	Teacher's Feedback

LIVEWORKSHEETS

Nama : _____

Tanggal : _____

Klik jawaban yang paling tepat!

Contoh :

12

8

Jumlah terompet **lebih banyak** daripada jumlah kulintang

1.





Jumlah harpa _____ daripada jumlah piano

2.

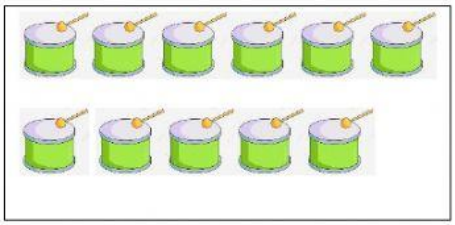

Jumlah drum _____ daripada jumlah rebana

SD Tumbuh- Jogja Educational Spirit Kelas : Lower A Inquiry : Who we are Mata Pelajaran : Integrated Learning	Teacher's Feedback

LIVEWORKSHEETS

Nama : _____

Tanggal : _____

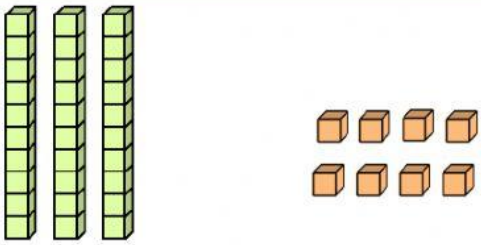

puluhan	satuan

Hitung dan bandingkan dengan tanda pembanding < , >, atau =!

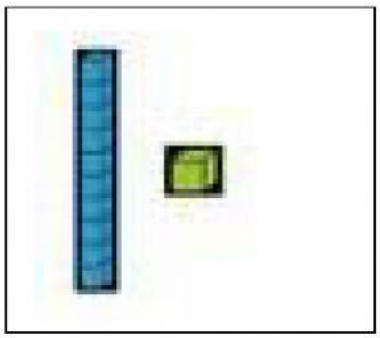

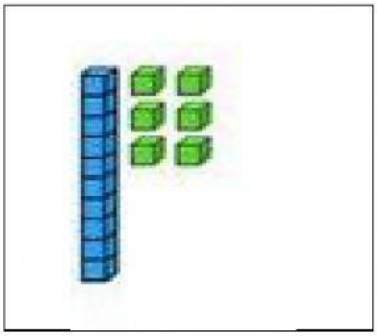

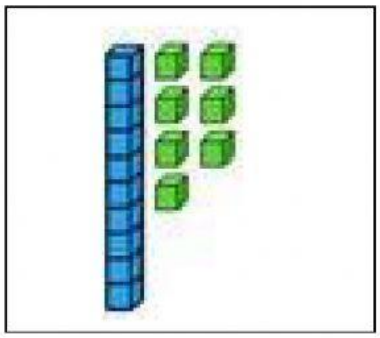

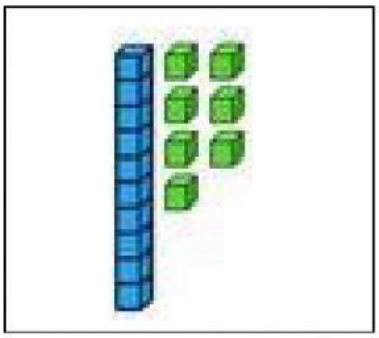

SD Tumbuh- Jogja Educational Spirit Kelas : Lower A Inquiry : Who we are Mata Pelajaran : Integrated Learning	Teacher's Feedback

LIVEWORKSHEETS

Nama : _____

Tanggal : _____

Letakan balok sesuai lambang bilangan yang ada di kotak lalu bandingkan dengan tanda pembanding < , >, atau =!

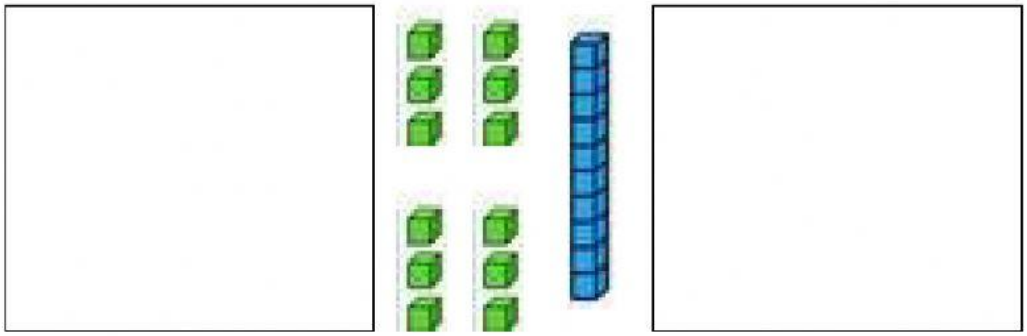

13		9

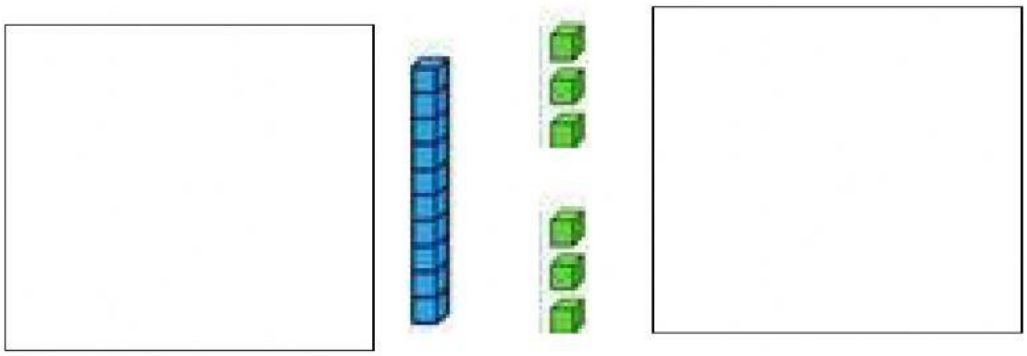

6		10

SD Tumbuh- Jogja Educational Spirit Kelas : Lower A Inquiry : Who we are Mata Pelajaran : Integrated Learning	Teacher's Feedback

LIVEWORKSHEETS