
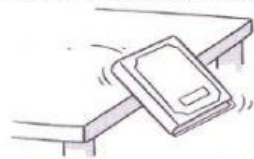


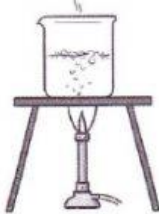

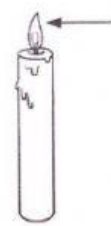



Class work 1: Forms of energy

Aim: To learn about the forms of energy we use in daily life

1. Look at the following pictures. Identify the forms of energy [8]

a) When a ball rolls on the ground  _____ energy	b) Before a book drops off the table  _____ energy
c) A chicken drumstick  _____ energy	d) A dry cell  _____ energy
e) A beaker of boiling water  _____ energy	f) When a person plays a violin  _____ energy
g) When a candle burns  _____ energy	h) When a baby hammock hangs from a ceiling  _____ energy

Choose from the following words:

- Chemical
- Chemical
- Elastic
- Gravitational
- Heat
- Light
- Potential
- Sound

2. Using lines, match the two columns [7]

Nuclear energy	▶	◀ A plate of food
Light energy	▶	◀ News broadcasted from a radio
Sound energy	▶	◀ A shining lamp
Chemical energy	▶	◀ A helicopter in midair
Kinetic energy	▶	◀ Stored and released from elements
Gravitational potential energy	▶	◀ A speeding car
Elastic potential energy	▶	◀ A bent vaulting pole