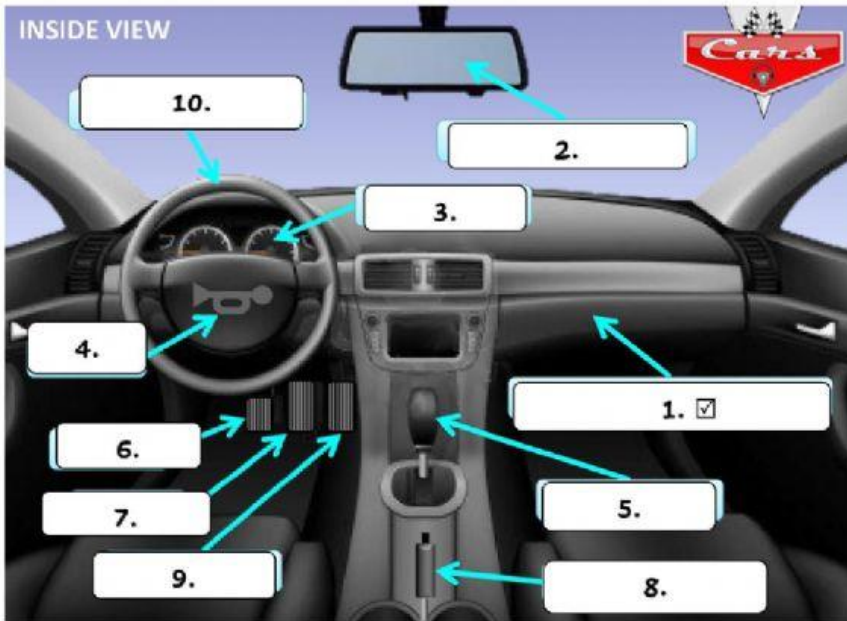


Unit 7: Maintaining a car

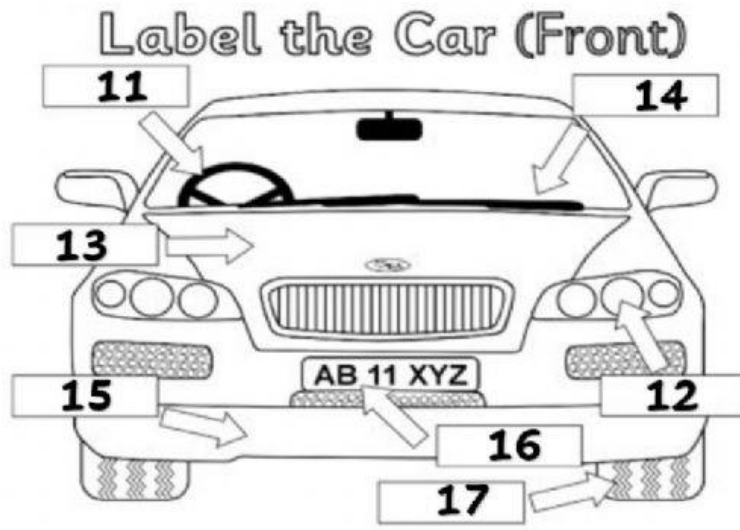
Exercise 1 - Vocabulary

a) Match the words (car parts) with the number on the picture. Number 1 has been done for you.



No. on picture	Interior Car Part
1. <input checked="" type="checkbox"/>	Glove compartment
	Handbrake
	Rearview mirror
	Clutch
	Accelerator
	Brake
	Dashboard
	Gear lever
	Horn
	Steering wheel

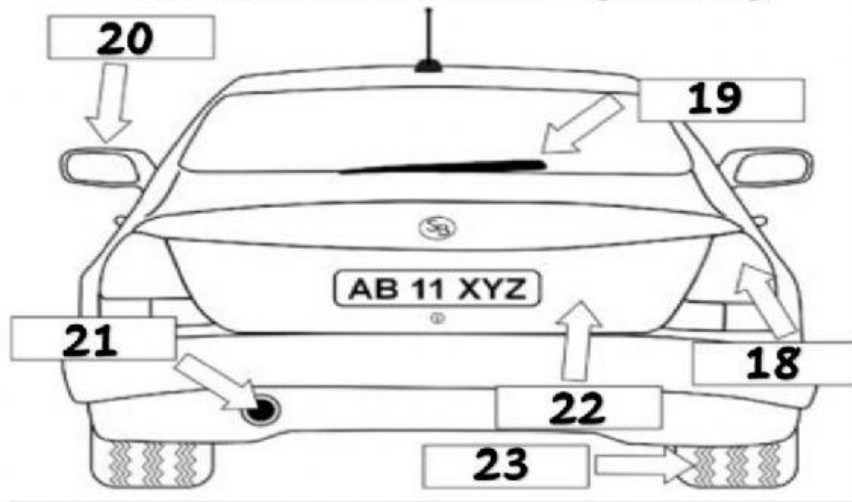
b) By referring to the diagram below, write the name of the car parts in the table (no. 11 to 23). Number 12 and 18 have been done for you.



[wiper, trunk, license plate, tyre, bumper, steering wheel]

No. on picture	Car Part (Front)
11	
12	Headlight
13	
14	
15	
16	
17	

Label the Car (Back)



[back mirror, wiper, bonnet, exhaust, tyre]

No. on picture	Car Part (Back)
18	Brake light
19	
20	
21	
22	
23	