






### Now, Make Popcorn!

empty/ turn/cover/ put (x2)/ place/remove/ add (x2)/ heat/  
reduce/shake



Popcorn is something you often eat when you watch a movie at a cinema. It is very easy to make perfect popcorn if you follow the correct process. I will outline it below.



The first step is that three tablespoons of oil ----- in a large pot. Next, the pot -----on the stove and the oil ----- on a high flame. Next, one kernel of popcorn ----- . After this kernel pops, a quarter cup of popcorn ----- into the pot. The pot-----with a lid. In the next stage, the flame -----and the pot -----gently -----until the corn pops. Then the pot-----from the stove, which ----- off. Finally, the popcorn ----- into a large bowl, where melted butter and salt -----.




In summary, making popcorn is very easy if you follow the steps above. Enjoy your movie and your popcorn!





### Want Coffee



Cool/ grind/ sell /mix/ pack/ roast/pick/strain/ produce/dry





Coffee is a very popular drink around the world. People drink it at all times of the day. There are several kinds of coffee, but I am now going to describe how instant coffee-----.




First, the coffee beans ----- from the trees and -----in the sun. Then, the beans ----- and then ----- rapidly before being ground. The beans ----- with hot water and the mixture ----- before it is frozen. Finally, the frozen mixture ----- and then dried in a vacuum before it ----- into jars. The coffee is now ready to ----- in shops.






Instant coffee is not quite as good as real coffee, but it is very popular and saves a lot of time. The manufacturers have done most of the steps for us!



### Making Paper



First, the tree ----- . Then, the branches ----- . After that, the trunk-----to the sawmill. Here, the bark ----- from the trunk and the trunks -----into logs. The logs ----- to the paper mill and placed in the shredder. Here they -----into small strips and mixed with water. After that, they ----- and crushed



heat/ saw /remove (X2)/ cut (x2)/take (x2)