
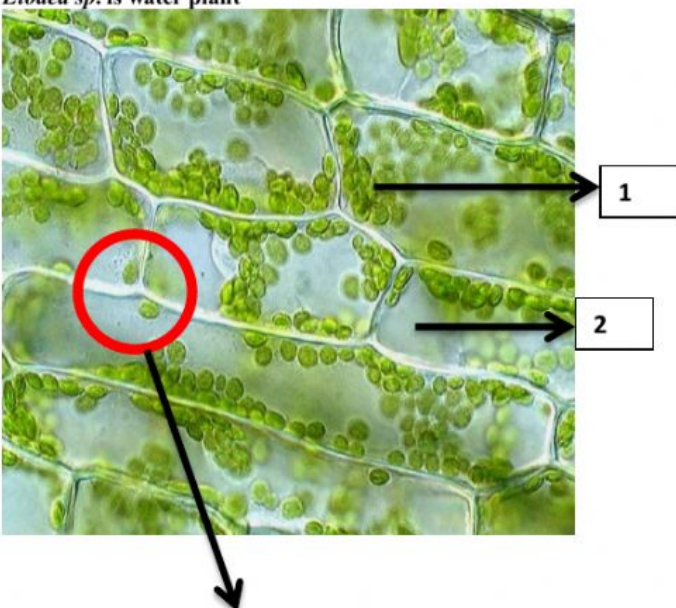
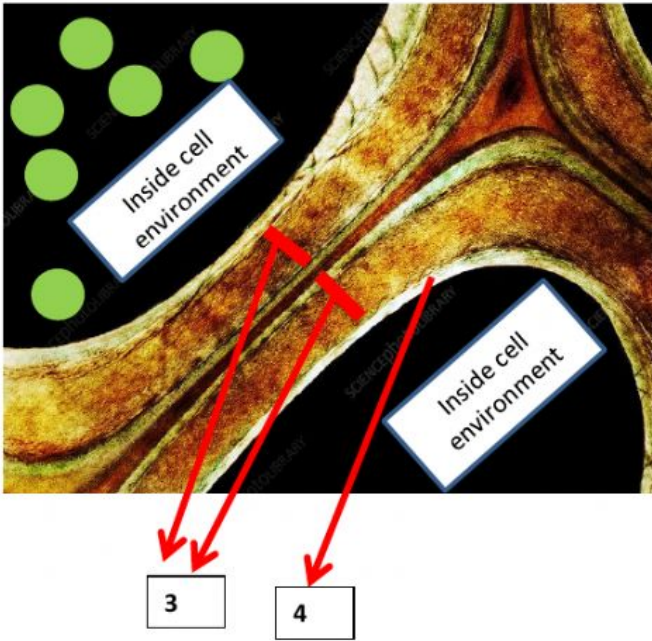


Date : 23rd August 2021
Group : 2

Figure	Structure and Function
 <p><i>Elodea sp.</i> is water plant</p>   <p><i>Elodea sp.</i> leaf under light microscope.</p>	<p>Plant cell</p> <p>Structure</p> <ol style="list-style-type: none"> 1. 2. 3. 4. <p>Function</p> <ol style="list-style-type: none"> 1. 2. 3. 4.