QUARTER TURNS AND RIGHT ANGLES

Learning objective:

- I am able to link fractions with the name of the turns.

Step to success:

- Read the notes
- Match the picture with the name and fraction of the turn.

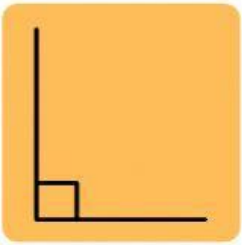

The angle shown is called a right angle.

A right angle is always labels with ⌞

Right angles are always 90°

There are 4 types of turns.
One turn is equal to 90°

$\frac{1}{4}$ turn - 1 right angle (90°)

This is called a quarter turn because it is a quarter of a fraction.

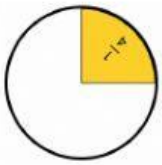

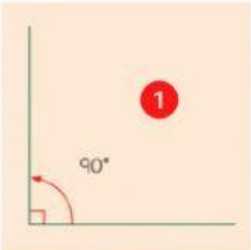

$\frac{1}{2}$ turn - 2 right angles (180°)

This is called a half turn because it's half of a fraction.

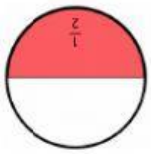

$\frac{3}{4}$ turn - 3 right angles (270°)

This is called a three-quarter turn because it is three-quarter of a fraction.

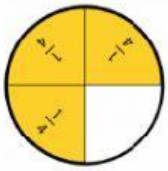

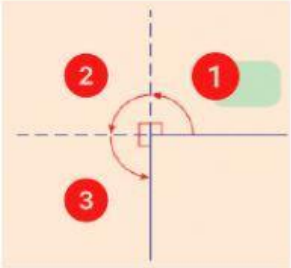

1 complete turn - 4 right angles (360°)

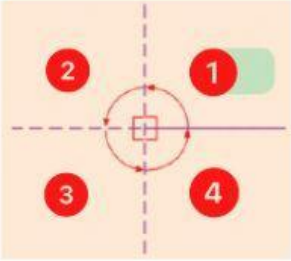

This is called a complete turn because it is one complete fraction.



LIVEWORKSHEETS

Name: _____ Date: _____

ADDITION AND SUBTRACTION OF LENGTHS

Learning objective:

- I am able to link fractions with the name of the turns.

Step to success:

- Read the notes
- Match the picture with the name and fraction of the turn.

MATCH THE NAMES AND ANGLES OF THE TURNS WITH THE PICTURES

1

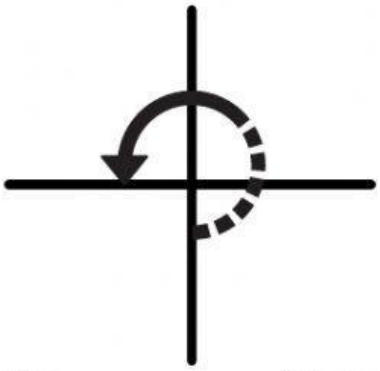

Turn: _____ Degree: _____

2

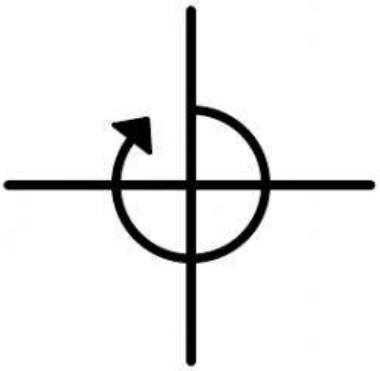

Turn: _____ Degree: _____

3

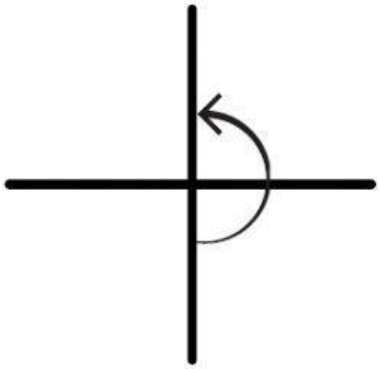

Turn: _____ Degree: _____

4

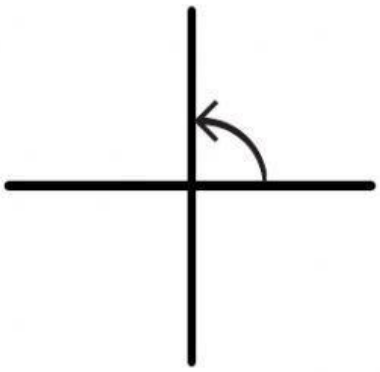

Turn: _____ Degree: _____

quarter turn	half turn	complete turn	three- quarter turn
180°	90°	360°	270°

LIVEWORKSHEETS